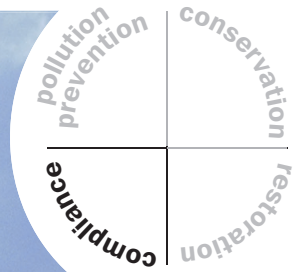


APPENDIX T

FINES AND PENALTIES ASSESSED AND PAID



This appendix meets the requirements for fines and penalties analysis under Public Law 106-65 Department of Defense (DoD) Authorization Act for Fiscal Year (FY) 2000. The analysis is presented using data from FY2004 and the six preceding fiscal years.

This appendix includes an analysis of fines assessed and paid by DoD and the Components. The analysis of fines paid shows the amount paid in cash in current year dollars and the amounts

invested in supplemental environmental projects (SEPs) against the originally assessed fine, completion of SEPs in lieu of fines is typically more costly than cash payments. A fine assessed in one fiscal year may not necessarily be paid until a later fiscal year (the amounts assessed and paid are shown in current year dollars). In addition, the analysis includes a breakdown of fines by statute and indicates the origin of the fines (i.e., federal, state, or local regulatory authority).

DoD Component	Fines Assessed in Fiscal Year 2004	
		Amount Assessed

EPA		
Army	\$	-
Navy	\$	600
Marine Corps	\$	-
Air Force	\$	2,200
DLA	\$	-
EPA Total	\$	2,800

STATE		
Army	\$	903,048
Navy	\$	193,366
Marine Corps	\$	600
Air Force	\$	34,737
DLA	\$	-
State Total	\$	1,131,751

LOCAL		
Army	\$	-
Navy	\$	15,250
Marine Corps	\$	6,558
Air Force	\$	1,333
DLA	\$	-
Local Total	\$	23,141

DoD COMPONENT TOTALS		
Army	\$	903,048
Navy	\$	209,216
Marine Corps	\$	7,158
Air Force	\$	38,270
DLA	\$	-
Grand Total	\$	1,157,692

Army	Fines Assessed in Fiscal Year 2004				
Installations by Federal, State, and Local	State	Authority	Issuing Agency	Date Assessed	Amount Assessed
EPA					
Anniston Army Depot	AL	CAA	EPA Reg 4	02/05/2004	\$ -
EPA Subtotal					\$ -
STATE					
White Sands Missile Range	NM	RCRA	NM	10/14/2003	\$ 302,957
Fort Jackson	SC	CAA	SC	11/26/2003	\$ -
Anniston Army Depot	AL	RCRA	AL	12/23/2003	\$ 76,950
Deseret Chemical Depot	UT	RCRA	UT	01/05/2004	\$ 37,291
Fort Devens Reserve Force Training Area	MA	RCRA	MA	01/06/2004	\$ 11,750
Raven Rock Mountain Complex	PA	CAA	PA	01/30/2004	\$ 56,500
Fort Dix	NJ	SDWA	NJ	02/03/2004	\$ 110,000
Umatilla Chem Agent Disp Facility	OR	RCRA	OR	02/10/2004	\$ 30,000
Umatilla Chem Agent Disp Facility	OR	RCRA	OR	02/10/2004	\$ 31,800
Fort Benning	GA	CWA	GA	02/24/2004	\$ 1,000
Newport Chemical Depot	IN	RCRA	IN	03/10/2004	\$ 45,000
Umatilla Chem Agent Disp Facility	OR	RCRA	OR	05/05/2004	\$ 184,800
Anniston Army Depot	AL	CAA	AL	08/26/2004	\$ 10,000
Anniston Army Depot	AL	RCRA	AL	08/26/2004	
Fort Benning	GA	SDWA	GA	09/01/2004	\$ 5,000
State Subtotal					\$ 903,048
LOCAL					
<i>None</i>					\$ -
Local Subtotal					\$ -
Army Total					\$ 903,048

Navy	Additions to Fines Assessed in Fiscal Year 2003				
Installations by Federal, State, and Local	State	Authority	Issuing Agency	Date Assessed	Amount Assessed
EPA					
<i>None</i>					
EPA Subtotal					\$ -
STATE					
NAVPHIBASE Coronada San Diego*	CA	CAA	SD APCD	03/31/2003	\$ 195
NEX DET Imperial Beach*	CA	CAA	SD APCD	03/31/2003	\$ 1,000
NEX NAB Coronado San Diego*	CA	CAA	SD APCD	03/31/2003	\$ 130
NAS Whidbey Island*	WA	CAA	NW Air Pollution	08/14/2003	\$ 500
State Subtotal					\$ 1,825
LOCAL					
NEX NAVSTA San Diego*	CA	CAA	SD APDC	03/31/2003	\$ 150
PWC San Diego*	CA	CAA	SD APDC	03/31/2003	\$ 1,000
PWC San Diego*	CA	CAA	SD APDC	03/31/2003	\$ 1,000
PWC San Diego*	CA	CAA	SD APDC	03/31/2003	\$ 1,000
NEX NAVSTA San Diego*	CA	CAA	SD APDC	03/31/2003	\$ 2,250
NEX NAVSTA San Diego*	CA	CAA	SD APDC	03/31/2003	\$ 1,000
NAVHOSP San Diego*	CA	CAA	SD APDC	03/31/2003	\$ 260
NAS Whidbey Island*	WA	CAA	NW Air Pollution Authority	07/15/2003	\$ 500
Local Subtotal					\$ 7,160
Navy Total					\$ 8,985

* These fines were assessed in FY2003 and reported here separately. They are not included in the FY2004 totals. The FY2003 totals have been adjusted appropriately.

Navy	Fines Assessed in Fiscal Year 2004				
Installations by Federal, State, and Local	State	Authority	Issuing Agency	Date Assessed	Amount Assessed
EPA					
COMNAVBASE Pearl Harbor	HI	RCRA-I	EPA Region 9	04/14/2004	\$ 150
SUBASE New London	CT	RCRA-I	EPA	04/16/2004	\$ 450
EPA Subtotal					\$ 600
STATE					
DET NSWC Crane	IN	RCRA-C	IDEM	01/06/2004	\$ 49,250
NAS Jacksonville	FL	RCRA-C	FDEP	04/08/2004	\$ 61,616
NAVSTA Bremerton	WA	RCRA-I	Dept of Ecology	06/28/2004	\$ 900
COMNAVBASE Pearl Harbor	HI	RCRA-C	HI DOH	08/03/2004	\$ 81,600
State Subtotal					\$ 193,366
LOCAL					
NAS North Island San Diego	CA	CAA	SD APDC	01/12/2004	\$ 666
NAS North Island San Diego	CA	CAA	SD APDC	01/12/2004	\$ 667
NAS North Island San Diego	CA	CAA	SD APDC	01/12/2004	\$ 667
PWC San Diego	CA	CAA	SD APDC	01/12/2004	\$ 2,000
NAS North Island San Diego	CA	CAA	SD APDC	01/20/2004	\$ 500
CNRSW San Diego	CA	CWA	SD MWWD	01/27/2004	\$ 100
NAS Whidbey Island	WA	CAA	NW Air Pollution Authority	01/29/2004	\$ 500
NAS North Island San Diego	CA	CAA	SD APDC	03/23/2004	\$ 1,417
NAS North Island San Diego	CA	CAA	SD APDC	03/23/2004	\$ 1,416
NAS North Island San Diego	CA	CAA	SD APDC	03/23/2004	\$ 1,417
NEX DET EI Centro	CA	CAA	Imperial County APCD	03/30/2004	\$ 250
NEX DET EI Centro	CA	CAA	Imperial County APCD	03/30/2004	\$ 250
SUBASE Point Loma	CA	CWA	SD MWWD	05/04/2004	\$ 100
SUBASE Point Loma	CA	CWA	SD MWWD	05/04/2004	\$ 100
NAS North Island San Diego	CA	CWA	SD MWWD	05/04/2004	\$ 100
SIMA San Diego	CA	CAA	SD APDC	07/01/2004	\$ 1,500
NAVPHIBASE Coronada SD	CA	CAA	SD APDC	07/14/2004	\$ 1,200
NAVPHIBASE Coronada SD	CA	CAA	SD APDC	07/14/2004	\$ 1,200
NAVPHIBASE Coronada SD	CA	CAA	SD APDC	07/14/2004	\$ 1,200
Local Subtotal					\$ 15,250
Navy Total					\$ 209,216

Marine Corps	Fines Assessed in Fiscal Year 2004				
Installations by Federal, State, and Local	State	Authority	Issuing Agency	Date Assessed	Amount Assessed
EPA					
<i>None</i>					\$ -
EPA Subtotal					\$ -
STATE					
Marine Forces Reserve	TX	RCRA-D	TCEQ	06/04/2004	\$ 600
State Subtotal					\$ 600
LOCAL					
MCAS Miramar	CA	CAA	SDAPCD	02/23/2004	\$ 960
MCB Camp Pendleton	CA	CAA	SDAPCD	09/28/2004	\$ 5,598
Local Subtotal					\$ 6,558
Marine Corps Total					\$ 7,158

Air Force	Additions to Fines Assessed in Fiscal Year 2003				
Installations by Federal, State, and Local	State	Authority	Issuing Agency	Date Assessed	Amount Assessed
EPA					
<i>None</i>					
EPA Subtotal					\$ -
STATE					
Hill Air Force Base	UT	CAA	State	09/16/03	\$ 1,182
State Subtotal					\$ 1,182
LOCAL					
<i>None</i>					
Local Subtotal					\$ -
Air Force Total					\$ 1,182

* These fines were assessed in FY2003 and reported here separately. They are not included in the FY2004 totals. The FY2003 totals have been adjusted appropriately.

Air Force	Fines Assessed in Fiscal Year 2004				
Installations by Federal, State, and Local	State	Authority	Issuing Agency	Date Assessed	Amount Assessed
EPA					
Andersen Air Force Base	GU	UST	EPA 9	02/18/04	\$ 600
Hanscom Air Force Base	MA	UST	EPA 1	01/07/04	\$ 1,600
EPA Subtotal					\$ 2,200
STATE					
Fairchild Air Force Base	WA	CAA	State	12/17/03	\$ 3,687
Kaena Point	HI	UST	State	09/10/04	\$ 150
Hickam Air Force Base	HI	CAA	State	06/23/04	\$ 25,500
Castle Air Force Base	CA	RCRA	State	01/07/04	\$ 2,200
Hill Air Force Base	UT	CAA	State	06/08/04	\$ 3,200
State Subtotal					\$ 34,737
LOCAL					
Luke Air Force Base	AZ	CAA	County	04/13/04	\$ 1,333
Local Subtotal					\$ 1,333
Air Force Total					\$ 38,270

Defense Logistics Agency	Fines Assessed in Fiscal Year 2004				
Installations by Federal, State, and Local	State	Authority	Issuing Agency	Date Assessed	Amount Assessed
EPA					
<i>None</i>					\$ -
EPA Subtotal					\$ -
STATE					
<i>None</i>					\$ -
State Subtotal					\$ -
LOCAL					
<i>None</i>					\$ -
Local Subtotal					\$ -
DLA Total					\$ -

DoD Component	Fines Paid in Fiscal Year 2004				
	Amount Assessed	Amount Paid			Total
		Cash	SEPs		

EPA							
Army	\$0	\$	-	\$	-	\$	-
Navy	\$ 150	\$	150	\$	-	\$	150
Marine Corps	\$ -	\$	-	\$	-	\$	-
Air Force	\$ 1,600	\$	1,600	\$	-	\$	1,600
DLA	\$ -	\$	-	\$	-	\$	-
EPA Total	\$ 1,750	\$	1,750	\$	-	\$	1,750

STATE							
Army	\$ 2,559,389	\$	608,669	\$	490,000	\$	1,098,669
Navy	\$ 152,016	\$	89,055	\$	-	\$	89,055
Marine Corps	\$ -	\$	-	\$	-	\$	-
Air Force	\$ 23,919	\$	17,107	\$	10,000	\$	27,107
DLA	\$ -	\$	-	\$	-	\$	-
State Total	\$ 2,735,324	\$	714,831	\$	500,000	\$	1,214,831

LOCAL							
Army	\$ -	\$	-	\$	-	\$	-
Navy	\$ 24,133	\$	23,850	\$	-	\$	23,850
Marine Corps	\$ 3,960	\$	3,960	\$	-	\$	3,960
Air Force	\$ 1,583	\$	1,333	\$	250	\$	1,583
DLA	\$ -	\$	-	\$	-	\$	-
Local Total	\$ 29,676	\$	29,143	\$	250	\$	29,393

DoD COMPONENT TOTALS

Army	\$ 2,559,389	\$	608,669	\$	490,000	\$	1,098,669
Navy	\$ 176,299	\$	113,055	\$	-	\$	113,055
Marine Corps	\$ 3,960	\$	3,960	\$	-	\$	3,960
Air Force	\$ 27,102	\$	20,040	\$	10,250	\$	30,290
DLA	\$ -	\$	-	\$	-	\$	-
Grand Total	\$ 2,766,750	\$	745,724	\$	500,250	\$	1,245,974

Army Installation by Federal, State, and Local	Fines Paid in Fiscal Year 2004								
	State	Authority	Issuing Agency	Date Assessed	Amount Assessed	Date Resolved	Amount Paid		
							Cash	SEPs	Total
EPA									
<i>None</i>					\$ -		\$ -	\$ -	\$ -
EPA Subtotal					\$ -		\$ -	\$ -	\$ -
STATE									
Fort Jackson	SC	CAA	SC	11/26/2003	\$ 20,000	09/23/2004	\$ 20,000	\$ -	\$ 20,000
Fort Dix	NJ	CAA	NJ	06/30/2002	\$ 286,000	08/05/2004	\$ 100,000	\$ -	\$ 100,000
Fort Dix	NJ	SDWA	NJ	02/03/2004	\$ 110,000	08/05/2004	\$ 31,200	\$ -	\$ 31,200
Joliet AAP	IL	CWA	IL	12/18/2000	\$ -	07/29/2004	\$ -	\$ -	\$ -
Newport Chemical Depot	IN	RCRA	IN	03/10/2004	\$ 45,000	07/15/2004	\$ 32,000	\$ -	\$ 32,000
Fort Devens Reserve Force Training Area	MA	RCRA	MA	01/06/2004	\$ 11,750	07/08/2004	\$ 9,400	\$ -	\$ 9,400
Red River Army Depot	TX	RCRA	TX	09/11/2003	\$ 10,125	06/15/2004	\$ 8,100	\$ -	\$ 8,100
Picatinny Arsenal	NJ	RCRA	NJ	02/19/2002	\$ 70,000	04/15/2004	\$ 35,000	\$ -	\$ 35,000
Anniston Army Depot	AL	RCRA	AL	12/23/2003	\$ 76,950	04/15/2004	\$ 19,950	\$ -	\$ 19,950
Walter Reed AMC	DC	CAA	DC	06/18/2001	\$ 570,000	04/13/2004	\$ 50,000	\$ 490,000	\$ 540,000
Twin City Army Ammo Plant	MN	RCRA	MN	01/29/2002	\$ 1,000,000	04/09/2004	\$ 150,000	\$ -	\$ 150,000
Picatinny Arsenal	NJ	CAA	NJ	04/19/2001	\$ 1,000	03/31/2004	\$ -	\$ -	\$ -
Pine Bluff Arsenal *	AR	RCRA	AR	09/17/2003	\$ 16,753	02/10/2004	\$ 16,753	\$ -	\$ 16,753
Deseret Chemical Depot *	UT	RCRA	UT	05/12/2003	\$ 203,641	02/09/2004	\$ 108,296	\$ -	\$ 108,296
Umatilla Chemical Depot *	OR	RCRA	OR	02/25/2003	\$ 4,200	01/27/2004	\$ 3,800	\$ -	\$ 3,800
Fort Sam Houston Canyon Lake	TX	CWA	TX	01/22/2001	\$ 4,000	01/12/2004	\$ 1,300	\$ -	\$ 1,300
Fort Lawton	WA	CAA	WA	09/17/2003	\$ 1,500	01/12/2004	\$ 1,000	\$ -	\$ 1,000
Pohakuloa Training Area	HI	RCRA-I	HI	05/08/2001	\$ 600	11/20/2003	\$ -	\$ -	\$ -
Holland Dredged Material Placement Siste	MI	CWA	MI	03/13/2001	\$ 92,000	11/03/2003	\$ -	\$ -	\$ -
Fort Hamilton	NY	RCRA-I	NY	11/12/2002	\$ 14,000	09/12/2004	\$ -	\$ -	\$ -
Pueblo Chemical Depot	CO	RCRA	CO	07/28/2003	\$ 21,870	10/14/2003	\$ 21,870	\$ -	\$ 21,870
State Subtotal					\$ 2,559,389		\$ 608,669	\$ 490,000	\$ 1,098,669
LOCAL									
<i>None</i>					\$ -		\$ -	\$ -	\$ -
Local Subtotal					\$ -		\$ -	\$ -	\$ -
Army Total					\$ 2,559,389		\$ 608,669	\$ 490,000	\$ 1,098,669

* Paid by contractor

Navy	Additions to Fines Paid in Fiscal Year 2003								
Installation by Federal, State, and Local	State	Authority	Issuing Agency	Date Assessed	Amount Assessed	Date Resolved	Amount Paid		
							Cash	SEPs	Total
EPA									
<i>None</i>									
EPA Subtotal					\$ -		\$ -	\$ -	\$ -
STATE									
WPNSTA Earle Colts*	NJ	CAA	NJ DEP	05/09/2001	\$ 1,000	07/10/2003	\$ 1,280	\$ -	\$ 1,280
WPNSTA Earle Colts*	NJ	CAA	NJ DEP	10/25/2002	\$ 2,200	07/10/2003	\$ 1,280	\$ -	\$ 1,280
State Subtotal					\$ 3,200		\$ 2,560	\$ -	\$ 2,560
LOCAL									
PWC San Diego*	CA	CAA	SD APCD	09/24/1998	\$ 1,000	03/31/2003	\$ 1,000	\$ -	\$ 1,000
SIMA NAVSTA San Diego [†]	CA	CAA	SD APCD	07/22/1997	\$ 250	03/31/2003	\$ 82,749	\$ -	\$ 82,749
Local Subtotal					\$ 1,250		\$ 83,749	\$ -	\$ 83,749
Navy Total					\$ 4,450		\$ 86,309	\$ -	\$ 86,309

* These fines were paid in FY2003 and reported here separately. They are not included in the FY2004 totals. The FY2003 totals have been adjusted appropriately.

[†]In 2003, a single payment of \$82,806 was made to the State of California following negotiation of sovereign immunity language. This single payment settled 58 Clean Air Act Notice of Violation. The SIMA San Diego fine of \$250 was included in that settlement payment. It was inadvertently left of the list of fines paid last year.

Navy Installation by Federal, State, and Local	Fines Paid in Fiscal Year 2004								
	State	Authority	Issuing Agency	Date Assessed	Amount Assessed	Date Resolved	Amount Paid		
							Cash	SEPs	Total
EPA									
COMNAVBASE Pearl Harbor	HI	RCRAI	EPA 9	04/14/2004	\$ 150	05/06/2004	\$ 150	\$ -	\$ 150
EPA Subtotal					\$ 150		\$ 150	\$ -	\$ 150
STATE									
NSY Pearl Harbor	HI	RCRAC	HI DOH	11/27/2002	\$ 90,400	06/10/2004	\$ 72,900	\$ -	\$ 72,900
NAS Jacksonville*	FL	RCRAC	FDEP	04/08/2004	\$ 61,616	Still Open	\$ 16,155	\$ -	\$ 16,155
State Subtotal					\$ 152,016		\$ 89,055	\$ -	\$ 89,055
LOCAL									
PWC San Diego	CA	CAA	SD APCD	07/15/1999	\$ 10,000	03/31/2004	\$ 10,000	\$ -	\$ 10,000
NAS North Island	CA	CAA	SD APCD	01/20/2004	\$ 500	06/25/2004	\$ 500	\$ -	\$ 500
NAS North Island San Diego	CA	CAA	SD APCD	01/12/2004	\$ 667	06/25/2004	\$ 667	\$ -	\$ 667
NAS North Island San Diego	CA	CAA	SD APCD	01/12/2004	\$ 667	06/25/2004	\$ 667	\$ -	\$ 667
NAS North Island San Diego	CA	CAA	SD APCD	01/12/2004	\$ 666	06/25/2004	\$ 666	\$ -	\$ 666
PWC San Diego	CA	CAA	SD APCD	01/12/2004	\$ 2,000	06/25/2004	\$ 2,000	\$ -	\$ 2,000
NAS North Island San Diego	CA	CAA	SD APCD	03/23/2004	\$ 1,700	07/23/2004	\$ 1,417	\$ -	\$ 1,417
NAS North Island San Diego	CA	CAA	SD APCD	03/23/2004	\$ 1,417	07/23/2004	\$ 1,417	\$ -	\$ 1,417
NAS North Island San Diego	CA	CAA	SD APCD	03/23/2004	\$ 1,416	07/23/2004	\$ 1,416	\$ -	\$ 1,416
SIMA San Diego	CA	CAA	SD APCD	07/01/2004	\$ 1,500	08/09/2004	\$ 1,500	\$ -	\$ 1,500
NAVPHIBASE Coronado San Diego	CA	CAA	SD APCD	07/14/2004	\$ 1,200	09/13/2004	\$ 1,200	\$ -	\$ 1,200
NAVPHIBASE Coronado San Diego	CA	CAA	SD APCD	07/14/2004	\$ 1,200	09/13/2004	\$ 1,200	\$ -	\$ 1,200
NAVPHIBASE Coronado San Diego	CA	CAA	SD APCD	07/14/2004	\$ 1,200	09/13/2004	\$ 1,200	\$ -	\$ 1,200
Local Subtotal					\$ 24,133		\$ 23,850	\$ -	\$ 23,850
Navy Total					\$ 176,299		\$ 113,055	\$ -	\$ 113,055

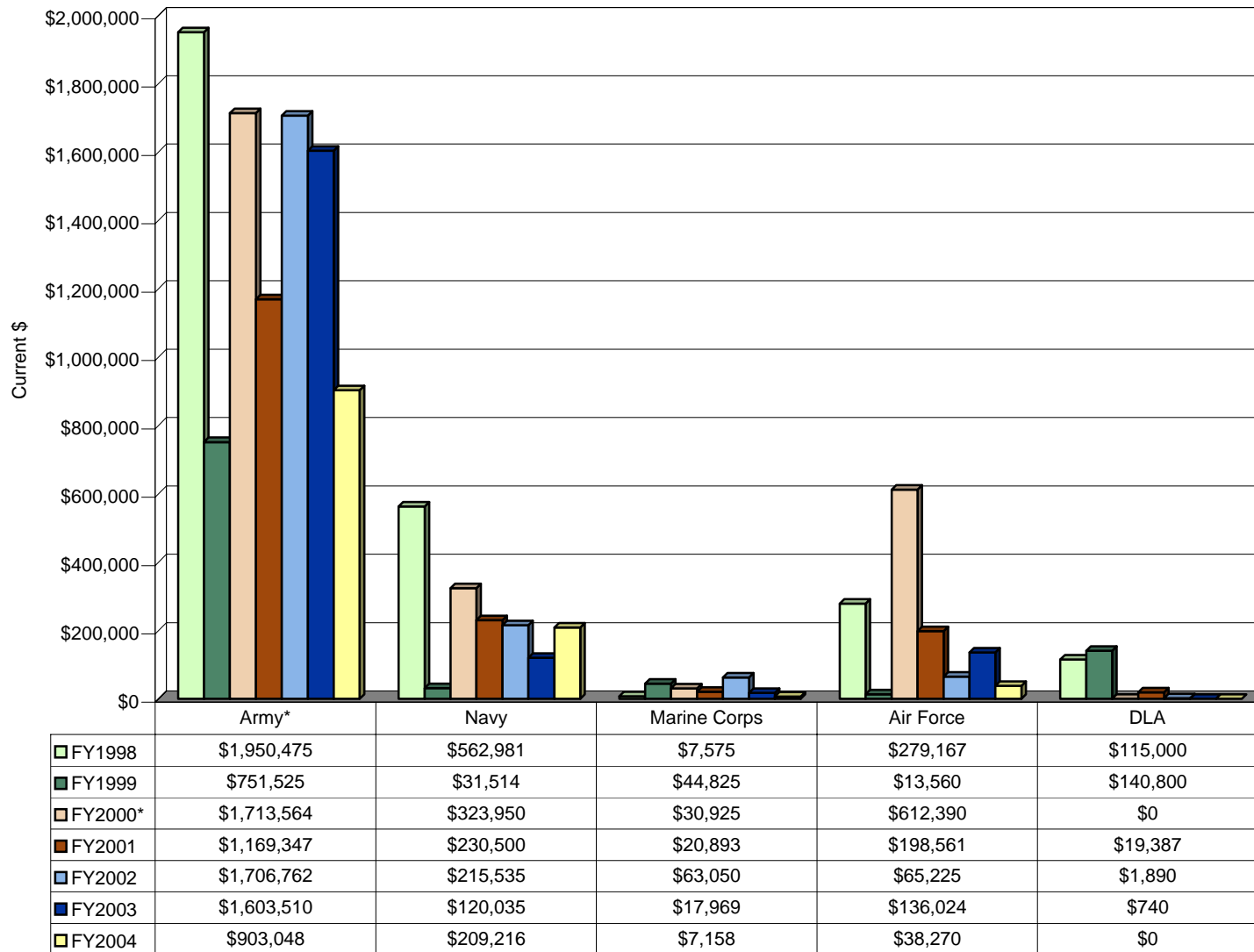
*NAS Jacksonville paid \$16,154.50 to date. The Notice of Violation is still open. Jacksonville will develop a pollution prevention project (SEP) or pay \$42,462.

Marine Corps	Fines Paid in Fiscal Year 2004								
Installation by Federal, State, and Local	State	Authority	Issuing Agency	Date Assessed	Amount Assessed	Date Resolved	Amount Paid		
							Cash	SEPs	Total
EPA									
<i>None</i>					\$ -		\$ -	\$ -	\$ -
EPA Subtotal									\$ -
STATE									
<i>None</i>					\$ -		\$ -	\$ -	\$ -
State Subtotal					\$ -		\$ -	\$ -	\$ -
LOCAL									
MCAS Miramar	CA	CAA	SDAPCD	07/31/2003	\$ 3,000	11/19/2003	\$ 3,000	\$ -	\$ 3,000
MCAS Miramar	CA	CAA	SDAPCD	02/23/2004	\$ 960	05/13/2004	\$ 960	\$ -	\$ 960
Local Subtotal					\$ 3,960		\$ 3,960	\$ -	\$ 3,960
Marines Total					\$ 3,960		\$ 3,960	\$ -	\$ 3,960

Air Force Installation by Federal, State, and Local	Fines Paid in Fiscal Year 2004								
	State	Authority	Issuing Agency	Date Assessed	Amount Assessed	Date Resolved	Amount Paid		
							Cash	SEPs	Total
EPA									
Hanscom Air Force Base	MA	UST	EPA 1	01/07/2004	\$ 1,600	03/05/2004	\$ 1,600	\$ -	\$ 1,600
EPA Subtotal					\$ 1,600		\$ 1,600	\$ -	\$ 1,600
STATE									
Hill Air Force Base	UT	CAA	State	09/16/2003	\$ 1,182	01/15/2004	\$ 1,182	\$ -	\$ 1,182
Fairchild Air Force Base	WA	CAA	State	12/17/2003	\$ 3,687	02/27/2004	\$ 375	\$ -	\$ 375
FE Warren	WY	CAA	State	12/19/2002	\$ 13,500	03/30/2004	\$ 10,000	\$ 10,000	\$ 20,000
Castle Air Force Base (AFRPA)	CA	RCRA	State	01/07/2004	\$ 2,200	04/09/2004	\$ 2,200	\$ -	\$ 2,200
Hill Air Force Base	UT	CAA	State	06/08/2004	\$ 3,200	08/10/2004	\$ 3,200	\$ -	\$ 3,200
Kaena Point	HI	UST	State	09/10/2004	\$ 150	09/27/2004	\$ 150	\$ -	\$ 150
State Subtotal					\$ 23,919		\$ 17,107	\$ 10,000	\$ 27,107
LOCAL									
Edwards Air Force Base	CA	CAA	County	09/11/2003	\$ 250	01/27/2004	\$ -	\$ 250	\$ 250
Luke Air Force Base	AZ	CAA	County	04/13/2004	\$ 1,333	08/23/2004	\$ 1,333	\$ -	\$ 1,333
Local Subtotal					\$ 1,583		\$ 1,333	\$ 250	\$ 1,583
Air Force Total					\$ 27,102		\$ 20,040	\$ 10,250	\$ 30,290

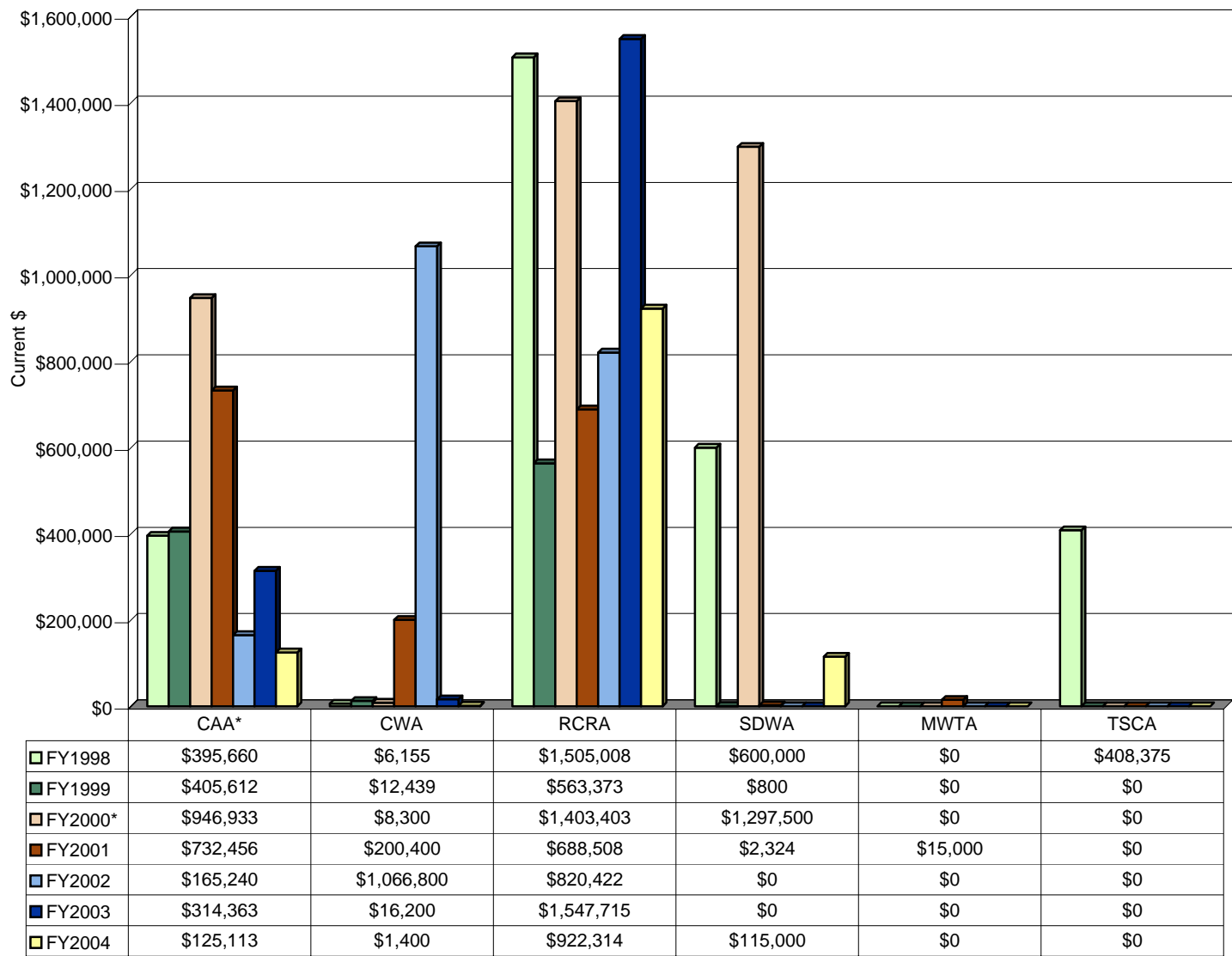
Defense Logistics Agency		Fines Paid in Fiscal Year 2004								
Installation by Federal, State and Local	State	Authority	Issuing Agency	Date Assessed	Amount Assessed	Date Resolved	Amount Paid			
							Cash	SEPs	Total	
EPA										
<i>None</i>					\$ -		\$ -	\$ -	\$ -	
EPA Subtotal					\$ -		\$ -	\$ -	\$ -	
STATE										
<i>None</i>					\$ -		\$ -	\$ -	\$ -	
State Subtotal					\$ -		\$ -	\$ -	\$ -	
LOCAL										
<i>None</i>					\$ -		\$ -	\$ -	\$ -	
Local Subtotal					\$ -		\$ -	\$ -	\$ -	
DLA Total					\$ -		\$ -	\$ -	\$ -	

Figure 1
 Fines Assessed
 DoD Component Totals
 FY1998 to FY2004



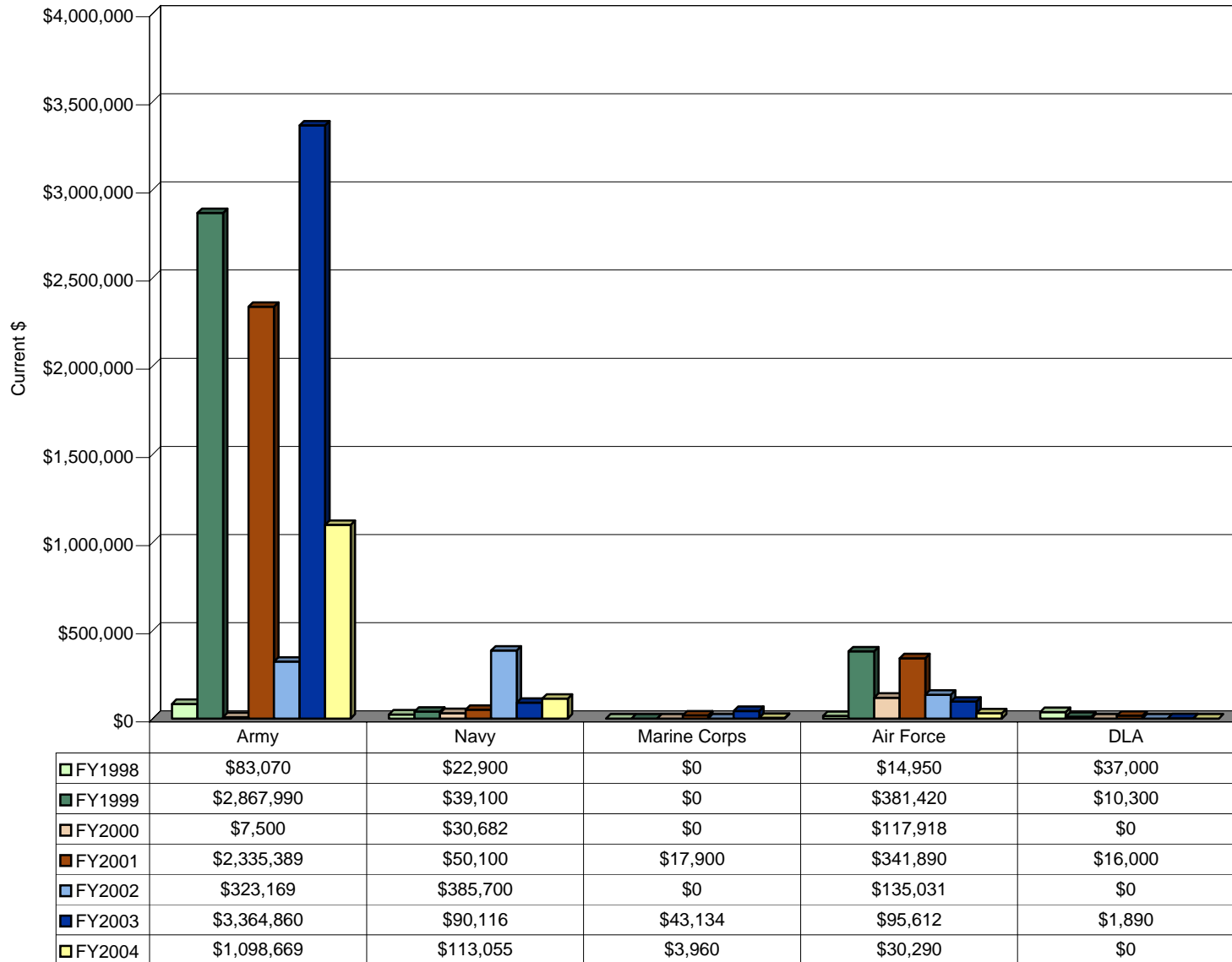
* Does not include a fine assessed against Fort Wainwright, Alaska, under the Clean Air Act in FY2000.

Figure 2
 Fines Assessed by Statute
 DoD-Wide
 FY1998 to FY2004



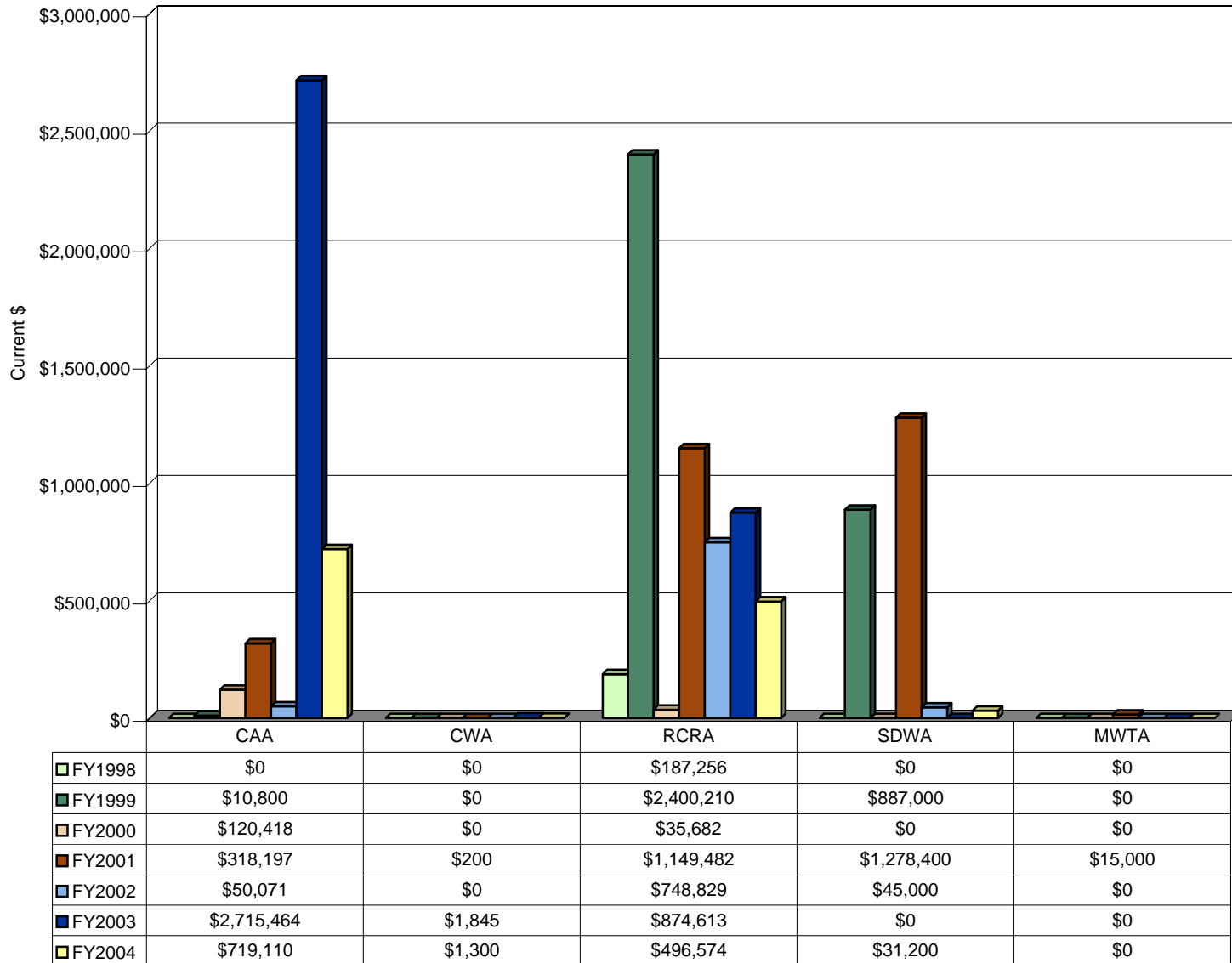
* Does not include a fine assessed against Fort Wainwright, Alaska under the Clean Air Act in FY 2000.

Figure 3
 Fines Paid (Cash and SEPs*)
 DoD Components
 FY1998 to FY2004



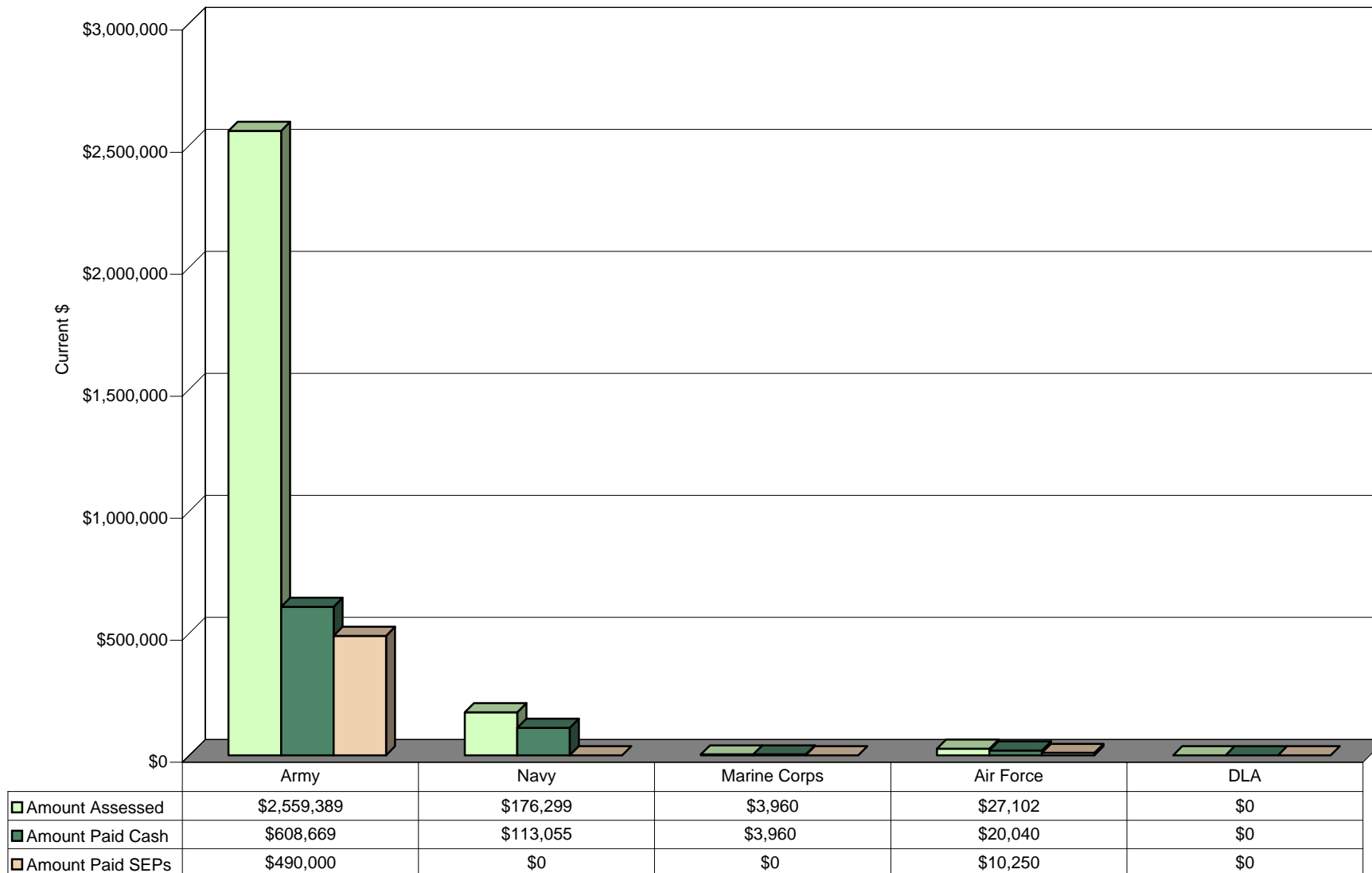
* The amounts paid in cash and SEPs are linked to the amount assessed in the original fine, regardless of the year.

Figure 4
 Fines Paid (Cash and SEPs*) by Statute
 DoD-Wide
 FY1998 to FY2004



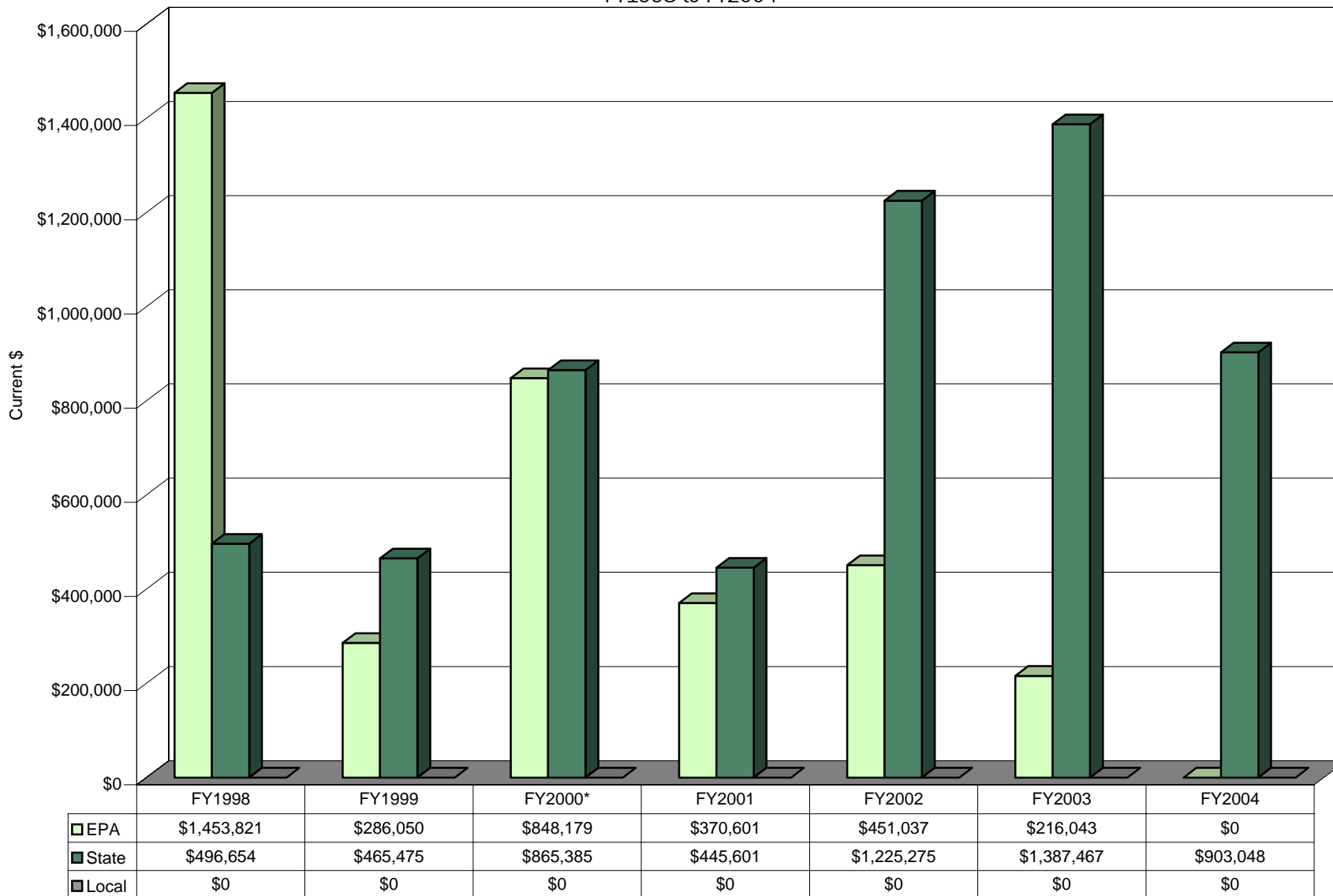
* The amounts paid in cash and SEPs are linked to the amount assessed in the original fine, regardless of the year.

Figure 5
 Fines Paid (Cash and SEPs*)
 DoD Component Totals
 FY2004



* The amounts paid in cash and SEPs are linked to the amount assessed in the original fine, regardless of the year assessed.

Figure 6
 Fines Assessed by Issuing Agency
 Army
 FY1998 to FY2004



* Does not include a fine assessed against Fort Wainwright, Alaska, under the Clean Air Act in FY2000.

Figure 7
 Fines Assessed by Issuing Agency
 Navy
 FY1998 to FY2004

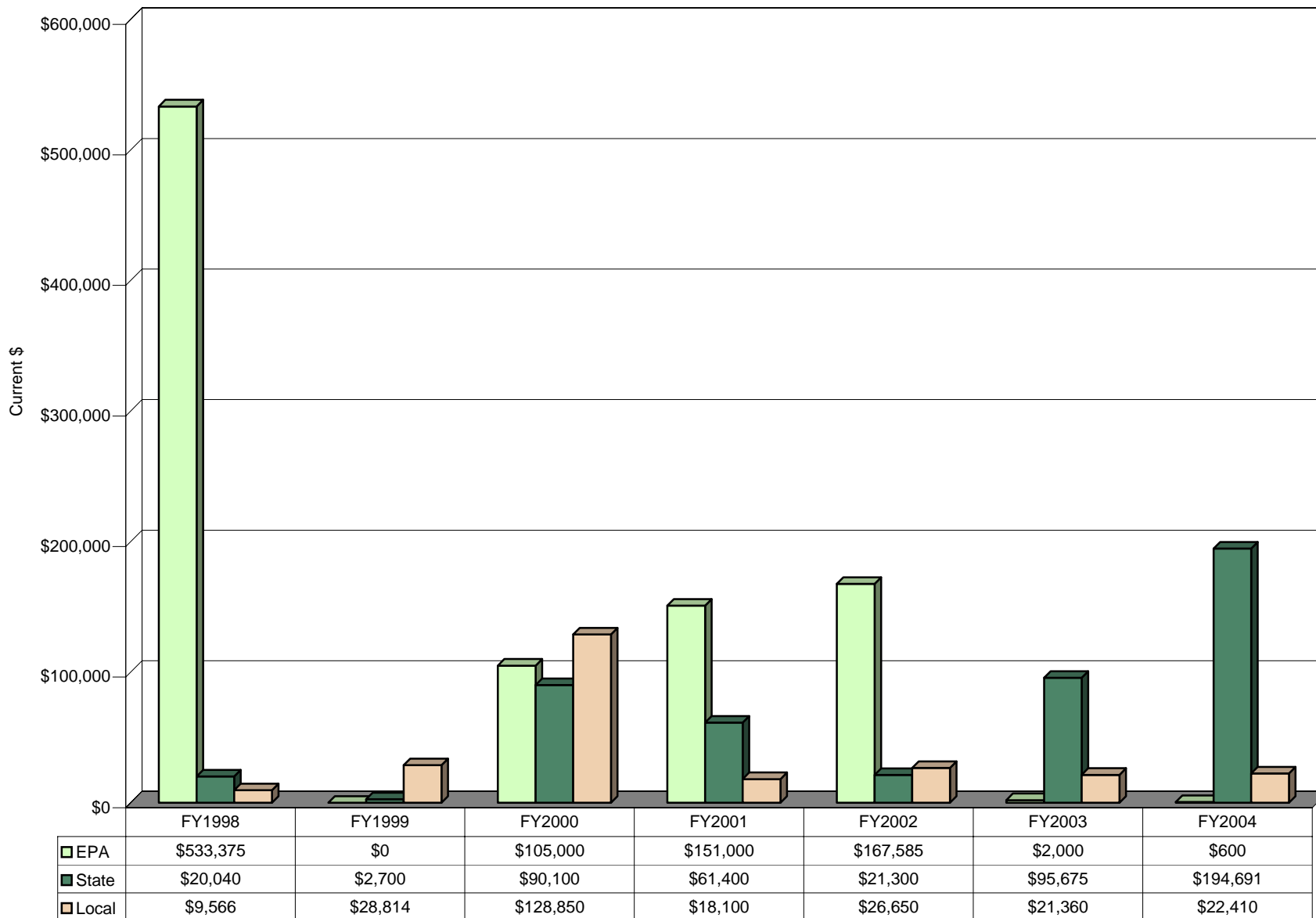


Figure 8
 Fines Assessed by Issuing Agency
 Marine Corps
 FY1998 to FY2004

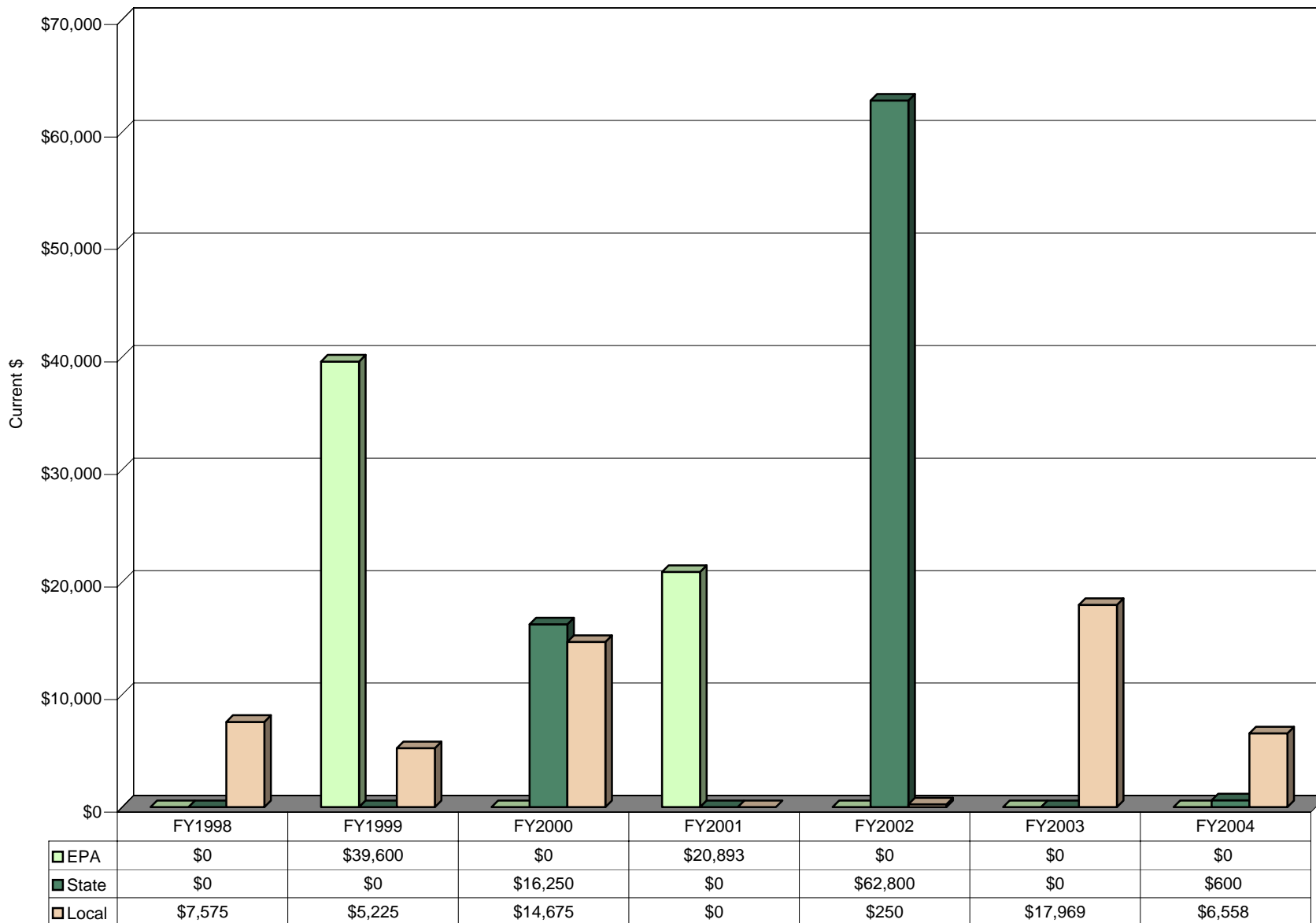


Figure 9
 Fines Assessed by Issuing Agency
 Air Force
 FY1998 to FY2004

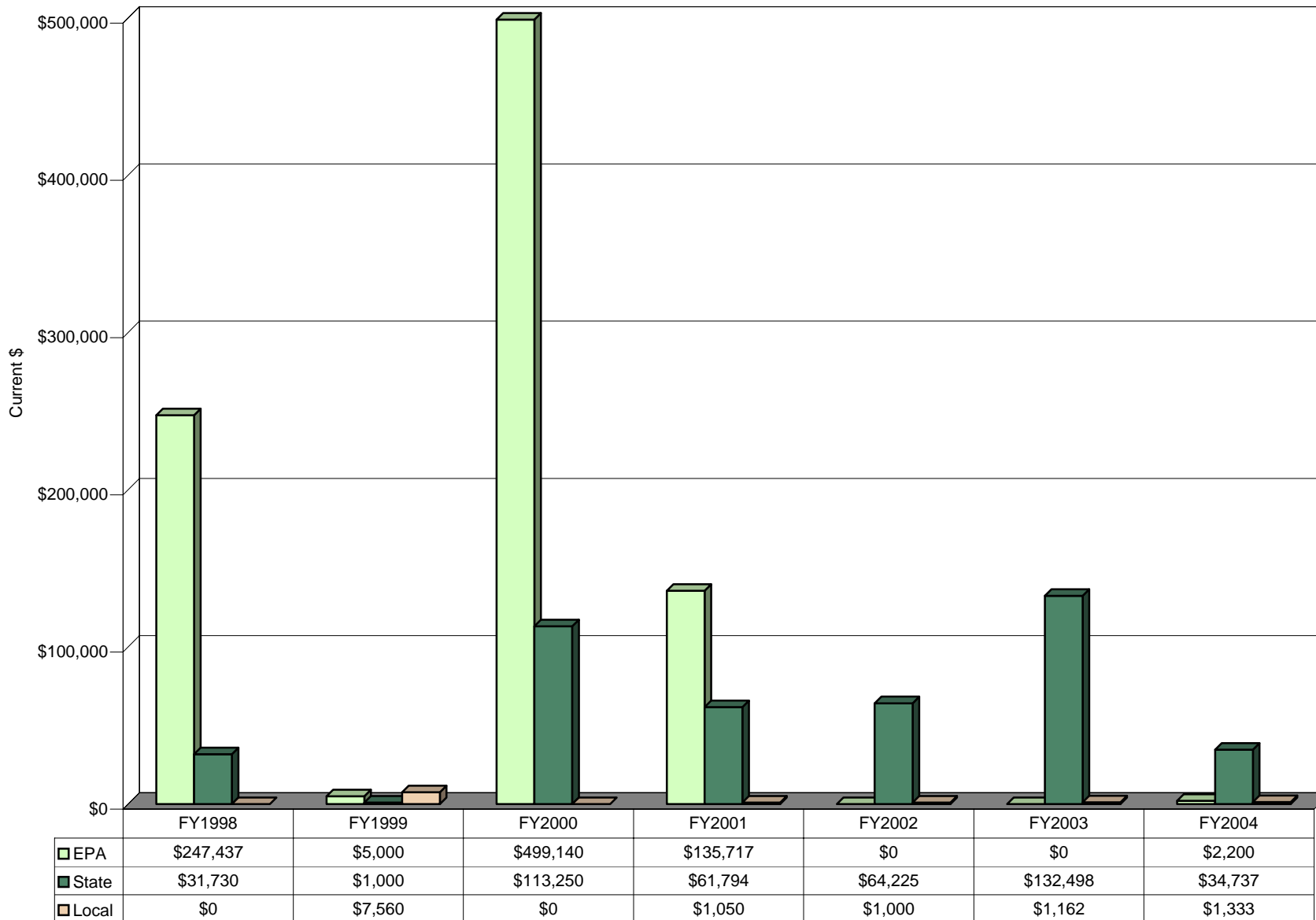


Figure 10
 Fines Assessed by Issuing Agency
 Defense Logistics Agency
 FY1998 to FY2004

