

APPENDIX I

FY 2002 PROJECTS GREATER THAN \$1.5 MILLION

Working with Congressional staff, DoD developed and submitted a legislative proposal in FY 1998 to both improve and streamline the information included in the Environmental Quality Annual Report to Congress. In section 322 of the FY 2000 Defense Authorization Act, Congress amended the statutory language in section 2706 of title 10, United States Code as follows—

“(b) Report on Environmental Quality Programs and Other Environmental Activities

(2) Each report shall include the following:

... (D) A list of the planned or ongoing projects necessary to support the environmental quality programs during the period covered by the report, the cost of which has exceeded or is anticipated to exceed \$1,500,000.”

Please note: The FY 2000 MILCON budget request reflected an advanced appropriations funding policy, based on historical appropriation outlay rates. Subsequently, Congress denied use of this financing technique and fully funded all of the FY 2000 projects. The cost increase between the FY 2000 President’s Budget Request and the FY 2000 Allocated as of Sept. 30, 2000 amount reflects this Congressional Action. Projects that were affected by this are marked with an () in the tables that follow.*

This appendix lists all projects valued at \$1.5 million or greater that—

- Were identified to Congress as part of the FY 2001 budget request
- Are now included in the FY 2001 program due to emergent circumstances
- Are included in the FY 2002 budget request.

Reports track each project of \$1.5 million or greater for inclusion in the budget request, through the appropriations process and project execution. The data from fiscal years prior to FY 2000 are not available because the requirement to track execution was not in place prior to the enactment of the revised reporting requirement.

FY 2000 PROJECTS GREATER THAN \$1.5 MILLION

<i>Acronyms</i>	<i>I-2</i>
<i>DoD Components</i>	<i>I-3</i>
<i>Alabama</i>	<i>I-4</i>
<i>Alaska</i>	<i>I-5</i>
<i>Arizona</i>	<i>I-7</i>
<i>Arkansas</i>	<i>I-8</i>
<i>California</i>	<i>I-9</i>
<i>Colorado</i>	<i>I-15</i>
<i>District of Columbia</i>	<i>I-16</i>
<i>Florida</i>	<i>I-17</i>
<i>Georgia</i>	<i>I-19</i>
<i>Guam</i>	<i>I-21</i>
<i>Hawaii</i>	<i>I-22</i>
<i>Idaho</i>	<i>I-25</i>
<i>Illinois</i>	<i>I-26</i>
<i>Iowa</i>	<i>I-27</i>



FY 2000 PROJECTS
GREATER THAN \$1.5 MILLION (Continued)

<i>Kansas</i>	<i>I-28</i>
<i>Kentucky</i>	<i>I-29</i>
<i>Louisiana</i>	<i>I-30</i>
<i>Maryland</i>	<i>I-31</i>
<i>Massachusetts</i>	<i>I-33</i>
<i>Missouri</i>	<i>I-35</i>
<i>Montana</i>	<i>I-36</i>
<i>Nevada</i>	<i>I-37</i>
<i>New Jersey</i>	<i>I-38</i>
<i>New Mexico</i>	<i>I-39</i>
<i>North Carolina</i>	<i>I-41</i>
<i>North Dakota</i>	<i>I-43</i>
<i>Ohio</i>	<i>I-44</i>
<i>Oklahoma</i>	<i>I-45</i>
<i>Pennsylvania</i>	<i>I-46</i>



FY 2000 PROJECTS
GREATER THAN \$1.5 MILLION (Continued)

<i>South Carolina</i>	<i>I-47</i>
<i>Tennessee</i>	<i>I-49</i>
<i>Texas</i>	<i>I-51</i>
<i>Utah</i>	<i>I-53</i>
<i>Virginia</i>	<i>I-54</i>
<i>Washington</i>	<i>I-59</i>
<i>Diego Garcia</i>	<i>I-61</i>
<i>Germany</i>	<i>I-62</i>
<i>Greenland</i>	<i>I-65</i>
<i>Iceland</i>	<i>I-66</i>
<i>Italy</i>	<i>I-67</i>
<i>Japan</i>	<i>I-68</i>
<i>Portugal</i>	<i>I-69</i>
<i>South Korea</i>	<i>I-70</i>
<i>United Kingdom</i>	<i>I-71</i>

ACRONYMS

Pillar	CM	Compliance	
	CO	Conservation	
	P2	Pollution Prevention	
Appropriation	DWCF	Defense Working Capital Fund	
	FHO	Family Housing Operations	
	MILCON	Military Construction	
	O & M	Operations and Maintenance	
	PAA-PBS	Procurement of Ammunition, Army Production Base Support	
	PROC	Procurement	
	RDT&E	Research, Development, Testing, and Evaluation	
	Legal Requirement	AAC	Alaska Administrative Code (50.080)
CAA		Clean Air Act	
CERA			
CM-O		Compliance - Other	
CWA		Clean Water Act	
EO 12856		Executive Order 12856	
ESA		Endangered Species Act	
NEPA		National Environmental Policy Act	
NHPA		National Historic Preservation Act	
OEBGD		Overseas Environmental Baseline Guidance Document	
PPA		Pollution Prevention Act	
PP-O		Pollution Prevention - Other	
RCRAC		Resource Conservation and Recovery Act, Subtitle C	
RCRAD		Resource Conservation and Recovery Act, Subtitle D	
RCRAI		Resource Conservation and Recovery Act, Subtitle I	
SDWA		Safe Drinking Water Act	
SIKE		Sikes Act Improvement Act	
TSCA		Toxic Substances Control Act	
Miscellaneous		CWE	Current Working Estimate

DoD COMPONENTS

Fiscal Year 2001		FY 2002
Request	Current Estimate	Request

Within the United States


ARMY		\$44,414,000	\$69,861,000	\$101,388,000
NAVY		\$80,646,000	\$15,926,000	\$2,000,000
MARINE CORPS		\$33,960,000	\$24,725,000	\$45,958,000
AIR FORCE		\$40,947,000	\$45,524,000	\$32,700,000
DLA		\$33,400,000	\$29,700,000	\$2,000,000
TOTAL		\$233,367,000	\$185,736,000	\$184,046,000

Outside the United States

ARMY		\$11,384,000	\$8,165,000	\$4,197,000
NAVY		\$0	\$0	\$2,820,000
MARINE CORPS		\$0	\$0	\$0
AIR FORCE		\$8,546,000	\$8,786,000	\$3,100,000
DLA		\$16,300,000	\$16,300,000	\$0
TOTAL		\$36,230,000	\$33,251,000	\$10,117,000

DoD Component Total

ARMY		\$55,798,000	\$78,026,000	\$105,585,000
NAVY		\$80,646,000	\$15,926,000	\$4,820,000
MARINE CORPS		\$33,960,000	\$24,725,000	\$45,958,000
AIR FORCE		\$49,493,000	\$54,310,000	\$35,800,000
DLA		\$49,700,000	\$46,000,000	\$2,000,000
TOTAL		\$269,597,000	\$218,987,000	\$194,163,000

ALABAMA 	FY 2002 EQ Projects Greater Than \$1.5 Million (current \$000)	DoD Component Summary	FY 2002 Projects	FY 2002 Request
		Army	1	\$3,050
		Navy	0	\$0
		Marine Corps	0	\$0
		Air Force	0	\$0
		DLA	0	\$0
Total	1	\$3,050		


INSTALLATIONS BY COMPONENTS	PROJECT TITLE	PILLAR	APPROP.	LEGAL REQ.	FY 2000			FY 2001		FY 2002 REQUEST
					REQ.	ALLOCATED AS OF SEPT. 30, 2000	OBLIG.	REQ.	CWE/ APPROP.	

Army

Redstone Arsenal	HIGH EXPLOSIVE IMPACT AREA INVESTIGATIONS ¹	CM	O & M	RCRAC	\$0	\$2,720	\$2,720	\$0	\$0	\$3,050
	¹ Project resulted from recent RCRA Part B Permit approval.									
Total REDSTONE ARSENAL					\$0	\$2,720	\$2,720	\$0	\$0	\$3,050

Army Total					\$0	\$2,720	\$2,720	\$0	\$0	\$3,050
-------------------	--	--	--	--	------------	----------------	----------------	------------	------------	----------------

ALABAMA TOTAL					\$0	\$2,720	\$2,720	\$0	\$0	\$3,050
----------------------	--	--	--	--	------------	----------------	----------------	------------	------------	----------------

	FY 2002 EQ Projects Greater Than \$1.5 Million (current \$000)	DoD Component Summary	FY 2002 Projects	FY 2002 Request
		Army	1	\$23,000
		Navy	0	\$0
		Marine Corps	0	\$0
		Air Force	2	\$6,400
		DLA	0	\$0
Total	3	\$29,400		

INSTALLATIONS BY COMPONENTS	PROJECT TITLE	PILLAR	APPROP.	LEGAL REQ.	FY 2000			FY 2001		FY 2002 REQUEST
					REQ.	ALLOCATED AS OF SEPT. 30, 2000	OBLIG.	REQ.	CWE/ APPROP.	

Army


Fort Wainwright	UPGRADE HEATING PLANT TO MEET EMISSIONS STANDARDS* ¹	CM	MILCON	CAA	\$2,300	\$18,000	\$0	\$0	\$0	\$0
	POWER PLANT COOLING SYSTEM	CM	MILCON	AAC	\$0	\$0	\$0	\$0	\$0	\$23,000
	¹ \$18M appropriated, CWE has changed; award expected in FY01.									
Total FORT WAINWRIGHT					\$2,300	\$18,000	\$0	\$0	\$0	\$23,000

Army Total					\$2,300	\$18,000	\$0	\$0	\$0	\$23,000
-------------------	--	--	--	--	----------------	-----------------	------------	------------	------------	-----------------

FY 2002 EQ Projects Greater Than \$1.5 Million



ALASKA										
INSTALLATIONS BY COMPONENTS	PROJECT TITLE	PILLAR	APPROP.	LEGAL REQ.	FY 2000			FY 2001		FY 2002 REQUEST
					REQ.	ALLOCATED AS OF SEPT. 30, 2000	OBLIG.	REQ.	CWE/ APPROP.	
Air Force										
Cape Romanzof AFS	REPAIR FUEL STORAGE TANKS	CM	MILCON	PPA	\$0	\$0	\$0	\$3,900	\$4,117	\$0
Total CAPE ROMANZOF AFS					\$0	\$0	\$0	\$3,900	\$4,117	\$0
Eareckson AFS	UPGRADE WASTEWATER SYSTEM	CM	MILCON	SDWA	\$0	\$0	\$0	\$0	\$0	\$4,600
Total EARECKSON AFS					\$0	\$0	\$0	\$0	\$0	\$4,600
Clear AFS	LANDFILL CLOSURE—PHASE 2	CM	O & M	RCRAD	\$0	\$0	\$0	\$0	\$0	\$1,800
Total CLEAR AFS					\$0	\$0	\$0	\$0	\$0	\$1,800
Air Force Total					\$0	\$0	\$0	\$3,900	\$4,117	\$6,400
ALASKA TOTAL					\$2,300	\$18,000	\$0	\$3,900	\$4,117	\$29,400

ARIZONA 	FY 2002 EQ Projects Greater Than \$1.5 Million (current \$000)	DoD Component Summary	FY 2002 Projects	FY 2002 Request
		Army	0	\$0
		Navy	0	\$0
		Marine Corps	0	\$0
		Air Force	0	\$0
		DLA	0	\$0
Total	0	\$0		


INSTALLATIONS BY COMPONENTS	PROJECT TITLE	PILLAR	APPROP.	LEGAL REQ.	FY 2000			FY 2001		FY 2002 REQUEST
					REQ.	ALLOCATED AS OF SEPT. 30, 2000	OBLIG.	REQ.	CWE/ APPROP.	

Marine Corps

MCAS Yuma	RANGE RESIDUE DISPOAL ¹	CM	O & M	RCRAD	\$0	\$1,855	\$1,855	\$0	\$0	\$0
	¹ Emergent Class I project to dispose of range residue.									
Total MCAS YUMA					\$0	\$1,855	\$1,855	\$0	\$0	\$0

Marine Corps Total					\$0	\$1,855	\$1,855	\$0	\$0	\$0
---------------------------	--	--	--	--	------------	----------------	----------------	------------	------------	------------

ARIZONA TOTAL					\$0	\$1,855	\$1,855	\$0	\$0	\$0
----------------------	--	--	--	--	------------	----------------	----------------	------------	------------	------------

ARKANSAS 	FY 2002 EQ Projects Greater Than \$1.5 Million (current \$000)	DoD Component Summary	FY 2002 Projects	FY 2002 Request
		Army	0	\$0
		Navy	0	\$0
		Marine Corps	0	\$0
		Air Force	0	\$0
		DLA	0	\$0
Total	0	\$0		

INSTALLATIONS BY COMPONENTS	PROJECT TITLE	PILLAR	APPROP.	LEGAL REQ.	FY 2000			FY 2001		FY 2002 REQUEST
					REQ.	ALLOCATED AS OF SEPT. 30, 2000	OBLIG.	REQ.	CWE/ APPROP.	

Air Force

Fort Smith International Airport	REGIONAL FIRE TRAINING FACILITY	CM	MILCON	CWA	\$0	\$0	\$0	\$1,760	\$1,488	\$0
Total FORT SMITH MAP					\$0	\$0	\$0	\$1,760	\$1,488	\$0

Little Rock AFB	RCRA FACILITY INVESTIGATION ¹	CM	O & M	RCRAC	\$2,000	\$329	\$329	\$0	\$0	\$0
	RCRA FACILITY INVESTIGATION, PHASE 1 ²	CM	O & M	RCRAC	\$0	\$0	\$0	\$0	\$2,593	\$0
	¹ Initial Request for \$2M encompassed entire requirement. Project now phased with phase 1 completed in FY00.									
	² Result of negotiations with AR regulators that expanded RCRA Facility Investigation requirements and allowed for completion in phases.									
Total LITTLE ROCK AFB					\$2,000	\$329	\$329	\$0	\$2,593	\$0

Air Force Total					\$2,000	\$329	\$329	\$1,760	\$4,081	\$0
------------------------	--	--	--	--	----------------	--------------	--------------	----------------	----------------	------------

ARKANSAS TOTAL					\$2,000	\$329	\$329	\$1,760	\$4,081	\$0
-----------------------	--	--	--	--	----------------	--------------	--------------	----------------	----------------	------------

CALIFORNIA

INSTALLATIONS BY COMPONENTS	PROJECT TITLE	PILLAR	APPROP	LEGAL REQ.	FY 2000			FY 2001		FY 2002 REQUEST
					REQ.	ALLOCATED AS OF SEPT. 30, 2000	OBLIG.	REQ.	CWE/ APPROP.	

Marine Corps

MAGTFTC Twentynine Palms	CONSTRUCT DRAINING CHANNEL, LANDFILL ³	CM	O & M	RCRAD	\$0	\$0	\$0	\$1,683	\$0	\$1,683
	CORRECT LOW DRINKING WATER HEAD PRESSURE ⁴	CM	O & M	SDWA	\$0	\$1,726	\$1,726	\$0	\$0	\$0
	³ Delayed until early FY02, in time to meet the regulatory deadline.									
	⁴ Project was added by Congress.									
Total MAGTFTC TWENTYNINE PALMS					\$0	\$1,726	\$1,726	\$1,683	\$0	\$1,683

MCAS Camp Pendleton	REPAIR DRAINAGE SYSTEM, EAST ⁵	CM	O & M	CWA	\$0	\$0	\$0	\$1,730	\$0	\$4,300
	⁵ Consolidation of projects required significant scope increase. NEPA/ESA review and required redesign necessitated delay to FY02.									
Total MCAS CAMP PENDLETON					\$0	\$0	\$0	\$1,730	\$0	\$4,300

MCAS El Toro/Tustin	UST REMOVAL/REMEDICATION ⁶	CM	O & M	RCRAI	\$6,032	\$2,000	\$2,000	\$1,200	\$0	\$2,733
	SWMU REMEDIATION	CM	O & M	RCRAC	\$2,800	\$2,626	\$2,626	\$1,800	\$1,984	\$0
	⁶ Project was previously listed as two individual projects, but has been consolidated. Regulatory approval and the project execution process require the funding to be spread across fiscal years.									
Total MCAS EL TORO/TUSTIN					\$8,832	\$4,626	\$4,626	\$3,000	\$1,984	\$2,733

FY 2002 EQ Projects Greater Than \$1.5 Million



CALIFORNIA

INSTALLATIONS BY COMPONENTS	PROJECT TITLE	PILLAR	APPROP	LEGAL REQ.	FY 2000			FY 2001		FY 2002 REQUEST
					REQ.	ALLOCATED AS OF SEPT. 30, 2000	OBLIG.	REQ.	CWE/ APPROP.	

MCB Camp Pendleton	REPAIR STP#13	CM	O & M	CWA	\$0	\$1,826	\$1,826	\$0	\$0	\$0
	REPAIR STP#2	CM	O & M	CWA	\$0	\$1,900	\$1,900	\$0	\$0	\$0
	REPAIR STP#9	CM	O & M	CWA	\$0	\$2,291	\$2,291	\$0	\$0	\$0
	REMEDiate 34 CONVERTED USTS ⁷	CM	O & M	RCRAI	\$0	\$0	\$0	\$0	\$2,936	\$0
	REMEDiate 35 CONVERTED USTS ⁸	CM	O & M	RCRAI	\$3,022	\$0	\$0	\$0	\$0	\$3,022
	SEWAGE TREATMENT PLANT 3 & 8 COLLECTION SYSTEM REPAIRS	P2	O & M	CWA	\$0	\$0	\$0	\$1,573	\$1,593	\$0
	REPAIR OIL/WATER SEPARATORS; 20, 22, 25, 26, & 33 AREAS ⁹	P2	O & M	CWA	\$0	\$0	\$0	\$2,957	\$0	\$2,957
	REPAIR PUMP STATIONS FOR STP 13 COLLECTION SYSTEMS ¹⁰	CM	O & M	CWA	\$0	\$0	\$0	\$0	\$2,041	\$0
	REPAIR VEHICLE WASH OWSs; 12, 13, & 14 AREAS ¹¹	CM	O & M	CWA	\$0	\$0	\$0	\$0	\$3,342	\$0
	STP 1 COLLECTION SYSTEM REPAIRS ¹²	CM	O & M	CWA	\$0	\$0	\$0	\$0	\$1,793	\$0
	INSTALL BACKFLOW PREVENTORS ⁸	P2	O & M	SDWA	\$0	\$0	\$0	\$3,750	\$129	\$0
	CONVERT VEHICLE WASH DISCHARGE SYSTEM TO RECYCLE	P2	O & M	CWA	\$0	\$0	\$0	\$0	\$0	\$3,390
	REPAIR RESERVOIR ROOF 13154 ⁹	CM	O & M	SDWA	\$0	\$1,474	\$1,474	\$0	\$0	\$0
	REPAIR WASTEWATER PRETREAT SYSTEM 2 ¹⁵	CM	O & M	CWA	\$1,469	\$0	\$0	\$0	\$0	\$0
	IRON/MANGANESE PLANT ¹⁶	CM	MILCON	SDWA	\$0	\$0	\$0	\$0	\$0	\$11,180
	⁷ Project was delayed to FY01 due to requirement by regulatory agency for additional studies.									
	⁸ Project was delayed to FY02 due to requirement by regulatory agency for additional studies.									
	⁹ Late design; project deferred until FY02.									

FY 2002 EQ Projects Greater Than \$1.5 Million

Appendix I - I I



CALIFORNIA										
INSTALLATIONS BY COMPONENTS	PROJECT TITLE	PILLAR	APPROP	LEGAL REQ.	FY 2000			FY 2001		FY 2002 REQUEST
					REQ.	ALLOCATED AS OF SEPT. 30, 2000	OBLIG.	REQ.	CWE/ APPROP.	
MCB Camp Pendleton (cont.)	¹⁰ Emergent Class I project. EPA issued a notice of violation for sewage spills.									
	¹¹ Emergent Class I project. Oil/water separator is contributing to toxicity at the sewage treatment plant.									
	¹² Emergent Class I project. EPA issued a notice of violation for sewage spills.									
	¹³ Base reduced project scope of backflow preventor installation based on successful negotiations with regulatory agencies.									
	¹⁴ CWE of \$2,210K submitted in FY01 President's Budget. Bids came in lower than government estimate.									
	¹⁵ Phase I executed in FY99. Phase II shown as convert vehicle wash discharge system to recycle.									
	¹⁶ Required to meet SDWA standards.									
Total MCB CAMP PENDLETON					\$4,491	\$7,491	\$7,491	\$8,280	\$11,834	\$20,549
MCLB Barstow	RESURFACE WAREHOUSES 2, 3, & 4 ¹⁷	CM	O & M	CAA	\$0	\$2,255	\$2,255	\$0	\$0	\$0
	REPAIR DOMESTIC WASTEWATER TREATMENT PLANT, YERMO ¹⁸	CM	O & M	CWA	\$780	\$0	\$0	\$0	\$2,113	\$0
	¹⁷ Required to remove friable asbestos siding from building.									
	¹⁸ Significant increase in scope required redesign and delay to FY01.									
Total MCLB BARSTOW					\$780	\$2,255	\$2,255	\$0	\$2,113	\$0
Marine Corps Total					\$14,103	\$16,098	\$16,098	\$14,693	\$15,931	\$29,265

FY 2002 EQ Projects Greater Than \$1.5 Million



CALIFORNIA										
INSTALLATIONS BY COMPONENTS	PROJECT TITLE	PILLAR	APPROP	LEGAL REQ.	FY 2000			FY 2001		FY 2002 REQUEST
					REQ.	ALLOCATED AS OF SEPT. 30, 2000	OBLIG.	REQ.	CWE/ APPROP.	

Air Force

Beale AFB	REPAIR WATER MAIN & BY-PASS CONSTRUCTION	CM	O & M	SDWA	\$0	\$1,872	\$1,872	\$0	\$0	\$0
	REPAIR MAINBASE WATERMAINS	CM	O & M	SDWA	\$0	\$0	\$0	\$0	\$1,544	\$0
	WATER TREATMENT PLANT	CM	MILCON	SDWA	\$0	\$0	\$0	\$3,800	\$3,412	\$0
Total BEALE AFB					\$0	\$1,872	\$1,872	\$3,800	\$4,956	\$0

Travis AFB	CORRECTIVE MEASURES BLDG 1832 (REMEDIATION) ¹⁹	CM	O & M	RCRAC	\$1,500	\$0	\$0	\$450	\$450	\$0
	¹⁹ Project moved to FY01 to accommodate design completion; Design completion allowed for reduced scope/cost.									
Total TRAVIS AFB					\$1,500	\$0	\$0	\$450	\$450	\$0

Vandenberg AFB	UPGRADE WATER DISTRIBUTION SYSTEM ²⁰	CM	MILCON	SDWA	\$0	\$0	\$0	\$4,650	\$4,510	\$0
	²⁰ AFSPC plans to pursue a phased O&M project approach to accomplish work not funded by MILCON.									
Total VANDENBERG AFB					\$0	\$0	\$0	\$4,650	\$4,510	\$0

Air Force Total					\$1,500	\$1,872	\$1,872	\$8,900	\$9,916	\$0
------------------------	--	--	--	--	----------------	----------------	----------------	----------------	----------------	------------


FY 2002 EQ Projects Greater Than \$1.5 Million

Appendix I - 13



CALIFORNIA										
INSTALLATIONS BY COMPONENTS	PROJECT TITLE	PILLAR	APPROP	LEGAL REQ.	FY 2000			FY 2001		FY 2002 REQUEST
					REQ.	ALLOCATED AS OF SEPT. 30, 2000	OBLIG.	REQ.	CWE/ APPROP.	
DLA										
North Island CA	REPLACE FUEL STORAGE TANKS	CM	MILCON	CWA	\$0	\$0	\$0	\$5,900	\$5,900	\$0
Total NORTH ISLAND CA					\$0	\$0	\$0	\$5,900	\$5,900	\$0
Twentynine Palms CA	FUEL STORAGE FACILITY	CM	MILCON	CWA	\$0	\$0	\$0	\$2,200	\$2,200	\$0
Total TWENTYNINE PALMS CA					\$0	\$0	\$0	\$2,200	\$2,200	\$0
DLA Total					\$0	\$0	\$0	\$8,100	\$8,100	\$0
CALIFORNIA TOTAL					\$15,603	\$17,970	\$17,970	\$31,693	\$35,555	\$32,265

TO TOP

COLORADO 	FY 2002 EQ Projects Greater Than \$1.5 Million (current \$000)	DoD Component Summary	FY 2002 Projects	FY 2002 Request
		Army	1	\$2,843
		Navy	0	\$0
		Marine Corps	0	\$0
		Air Force	0	\$0
		DLA	0	\$0
Total	1	\$2,843		

INSTALLATIONS BY COMPONENTS	PROJECT TITLE	PILLAR	APPROP.	LEGAL REQ.	FY 2000			FY 2001		FY 2002 REQUEST
					REQ.	ALLOCATED AS OF SEPT. 30, 2000	OBLIG.	REQ.	CWE/ APPROP.	

Army

Fort Carson	LANDFILL 6 CLOSURE ¹	CM	O & M	RCRAD	\$1,500	\$2,715	\$2,715	\$0	\$0	\$0
	ACTIVE LANDFILL #1	CM	O & M	RCRAD	\$0	\$0	\$0	\$0	\$0	\$2,843
	¹ Cost increase due to a need to accommodate unrestricted future land use.									
Total FORT CARSON					\$1,500	\$2,715	\$2,715	\$0	\$0	\$2,843


Army Total					\$1,500	\$2,715	\$2,715	\$0	\$0	\$2,843
-------------------	--	--	--	--	---------	---------	---------	-----	-----	---------

Air Force

Schriever AFB	SANITARY SEWER LINE*	CM	MILCON	CWA	\$1,296	\$5,500	\$4,000	\$0	\$0	\$0
Total SCHRIEVER AFB					\$1,296	\$5,500	\$4,000	\$0	\$0	\$0

Air Force Total					\$1,296	\$5,500	\$4,000	\$0	\$0	\$0
------------------------	--	--	--	--	---------	---------	---------	-----	-----	-----

COLORADO TOTAL					\$2,796	\$8,215	\$6,715	\$0	\$0	\$2,843
-----------------------	--	--	--	--	----------------	----------------	----------------	------------	------------	----------------

DISTRICT OF COLUMBIA 	FY 2002 EQ Projects Greater Than \$1.5 Million (current \$000)	DoD Component Summary	FY 2002 Projects	FY 2002 Request
		Army	0	\$0
		Navy	0	\$0
		Marine Corps	0	\$0
		Air Force	0	\$0
		DLA	0	\$0
Total	0	\$0		


INSTALLATIONS BY COMPONENTS	PROJECT TITLE	PILLAR	APPROP.	LEGAL REQ.	FY 2000			FY 2001		FY 2002 REQUEST
					REQ.	ALLOCATED AS OF SEPT. 30, 2000	OBLIG.	REQ.	CWE/ APPROP.	

Navy

NAVFACENGCOM	SHORE BASED POLLUTION CONTROL EQUIPMENT ¹	CM	PROC	CAA	\$7,072	\$7,033	\$0	\$7,059	\$0	\$0
	SHORE BASED POLLUTION CONTROL EQUIPMENT ¹	P2	PROC	PP-O	\$16,990	\$16,895	\$23,448	\$15,095	\$0	\$0
	¹ Funding is for procurement of equipment and not a project, and will be removed from future Report submissions.									
Total NAVFACENGCOM					\$24,062	\$23,928	\$23,448	\$22,154	\$0	\$0

Navy Total					\$24,062	\$23,928	\$23,448	\$22,154	\$0	\$0
-------------------	--	--	--	--	----------	----------	----------	----------	-----	-----

DISTRICT OF COLUMBIA TOTAL					\$24,062	\$23,928	\$23,448	\$22,154	\$0	\$0
-----------------------------------	--	--	--	--	----------	----------	----------	----------	-----	-----

FLORIDA 	FY 2002 EQ Projects Greater Than \$1.5 Million (current \$000)	DoD Component Summary	FY 2002 Projects	FY 2002 Request
		Army	0	\$0
		Navy	1	\$2,000
		Marine Corps	0	\$0
		Air Force	1	\$2,500
		DLA	0	\$0
		Total	2	\$4,500

INSTALLATIONS BY COMPONENTS	PROJECT TITLE	PILLAR	APPROP.	LEGAL REQ.	FY 2000			FY 2001		FY 2002 REQUEST
					REQ.	ALLOCATED AS OF SEPT. 30, 2000	OBLIG.	REQ.	CWE/ APPROP.	

Navy

NADEP Jacksonville	UPGRADE COMPONENT PAINT SHOP TO MEET NESHAPS ¹	CM	DWCF	CAA	\$0	\$1,500	\$1,500	\$0	\$0	\$0
	KEMAN TEST CELL UPGRADE TO REDUCE PARTICULATES ²	CM	DWCF	CAA	\$0	\$3,000	\$0	\$0	\$0	\$0
	ADVANCED PAINT STRIP	CM	DWCF	RCRA/CAA	\$0	\$0	\$0	\$2,502	\$2,502	\$0
	HANGAR 101 REPAIR/UPGRADE	CM	DWCF	CAA	\$0	\$0	\$0	\$0	\$0	\$2,000
	¹ Project was delayed from FY99 to FY00 and, therefore, was not included in the FY99 Report to Congress.									
	² New design does not include environmental considerations.									
Total NADEP JACKSONVILLE					\$0	\$4,500	\$1,500	\$2,502	\$2,502	\$2,000

Navy Total	\$0	\$4,500	\$1,500	\$2,502	\$2,502	\$2,000
-------------------	------------	----------------	----------------	----------------	----------------	----------------



FLORIDA										
INSTALLATIONS BY COMPONENTS	PROJECT TITLE	PILLAR	APPROP	LEGAL REQ.	FY 2000			FY 2001		FY 2002 REQUEST
					REQ.	ALLOCATED AS OF SEPT. 30, 2000	OBLIG.	REQ.	CWE/ APPROP.	

Air Force

Cape Canaveral	REPAIR WATER DISTRIBUTION SYSTEM ³	CM	O & M	SDWA	\$4,200	\$2,723	\$3,260	\$0	\$0	\$0
	³ AFSPC received additional funding during the execution year to further fund this project. Project is now complete; remaining work (\$940K) covered under the RPM program.									
Total CAPE CANAVERAL					\$4,200	\$2,723	\$3,260	\$0	\$0	\$0

Homestead ARS	FIRE TRAINING FACILITY ⁴	CM	MILCON	CWA	\$0	\$2,000	\$2,000	\$0	\$0	\$0
	⁴ Inadvertently omitted from the FY99 Report to Congress.									
Total CAPE CANAVERAL					\$0	\$2,000	\$2,000	\$0	\$0	\$0

MacDill AFB	REPAIR WASTE WATER TREATMENT PLANT CLARIFIERS ³	CM	O & M	CWA	\$0	\$1,710	\$1,710	\$0	\$0	\$0
	³ Requirement under a signed Compliance Agreement to resolve numerous enforcement actions.									
Total MACDILL AFB					\$0	\$1,710	\$1,710	\$0	\$0	\$0

Patrick AFB	CLEAN UP CONTAMINATED SKEET RANGE	CM	O & M	RCRAC	\$0	\$0	\$0	\$0	\$0	\$2,500
Total PATRICK AFB					\$0	\$0	\$0	\$0	\$0	\$2,500


Air Force Total					\$4,200	\$6,433	\$6,970	\$0	\$0	\$2,500
------------------------	--	--	--	--	---------	---------	---------	-----	-----	---------

FLORIDA TOTAL					\$4,200	\$10,933	\$8,470	\$2,502	\$2,502	\$4,500
----------------------	--	--	--	--	---------	----------	---------	---------	---------	---------

FY 2002 EQ Projects Greater Than \$1.5 Million

Appendix I - 18

TO TOP

GEORGIA 	FY 2002 EQ Projects Greater Than \$1.5 Million (current \$000)	DoD Component Summary	FY 2002 Projects	FY 2002 Request
		Army	1	\$3,000
		Navy	0	\$0
		Marine Corps	0	\$0
		Air Force	2	\$5,650
		DLA	0	\$0
Total	3	\$8,650		

INSTALLATIONS BY COMPONENTS	PROJECT TITLE	PILLAR	APPROP.	LEGAL REQ.	FY 2000			FY 2001		FY 2002 REQUEST
					REQ.	ALLOCATED AS OF SEPT. 30, 2000	OBLIG.	REQ.	CWE/ APPROP.	

Army

Fort Benning	STORMWATER POLLUTION PREVENTION PLAN ADVANCED BEST MANAGEMENT PRACTICES IMPLEMENTATION	CM	O & M	CWA	\$0	\$0	\$0	\$3,200	\$3,950	\$0
	LANDFILL CORRECTIVE ACTIONS ¹				\$2,000	\$0	\$0	\$0	\$0	\$0
	¹ Review of project indicated project was eligible for DERA funding. As such, the project was moved to the DERA program, and will be removed from future Report submissions.									
Total FORT BENNING					\$2,000	\$0	\$0	\$3,200	\$3,950	\$0

Fort Stewart	CAP AT INDUSTRIAL WASTEWATER TREATMENT PLANT (SWMU 18)	CM	O & M	RCRAC	\$0	\$0	\$0	\$0	\$0	\$3,000
Total FORT STEWART					\$0	\$0	\$0	\$0	\$0	\$3,000

Army Total					\$2,000	\$0	\$0	\$3,200	\$3,950	\$3,000
-------------------	--	--	--	--	----------------	------------	------------	----------------	----------------	----------------

FY 2002 EQ Projects Greater Than \$1.5 Million

Appendix I - 19



GEORGIA										
INSTALLATIONS BY COMPONENTS	PROJECT TITLE	PILLAR	APPROP	LEGAL REQ.	FY 2000			FY 2001		FY 2002 REQUEST
					REQ.	ALLOCATED AS OF SEPT. 30, 2000	OBLIG.	REQ.	CWE/ APPROP.	

Air Force


Moody AFB	INTERIM MEASURES MULTIPLE SITES ²	CM	O & M	SDWA	\$4,000	\$0	\$0	\$0	\$0	\$0
	WATER TREATMENT PLANT	CM	MILCON	SDWA	\$0	\$0	\$0	\$2,500	\$2,600	\$0
	² Project cancelled. Regulator cancelled RCRA Facility Assessment (RFA). The base is unable to conduct the RCRA Facility Investigation until the RFA is completed.									
Total MOODY AFB					\$4,000	\$0	\$0	\$2,500	\$2,600	\$0

Robins AFB	CORRECTIVE MEASURES IMPLEMENTATION ACTION AT 3 SWMUs	CM	O & M	RCRAC	\$0	\$0	\$0	\$0	\$0	\$1,850
	FIRE TRAINING FACILITY	CM	MILCON	CWA	\$0	\$0	\$0	\$0	\$0	\$3,800
Total ROBINS AFB					\$0	\$0	\$0	\$0	\$0	\$5,650

Savannah International Airport	REGIONAL FIRE TRAINING FACILITY*	CM	MILCON	CWA	\$368	\$1,700	\$1,839			\$0
Total SAVANNAH IAP					\$368	\$1,700	\$1,839	\$0	\$0	\$0

Air Force Total					\$4,368	\$1,700	\$1,839	\$2,500	\$2,600	\$5,650
------------------------	--	--	--	--	----------------	----------------	----------------	----------------	----------------	----------------

GEORGIA TOTAL					\$6,368	\$1,700	\$1,839	\$5,700	\$6,550	\$8,650
----------------------	--	--	--	--	----------------	----------------	----------------	----------------	----------------	----------------

 GUAM	FY 2002 EQ Projects Greater Than \$1.5 Million (current \$000)	DoD Component Summary	FY 2002 Projects	FY 2002 Request
		Army	0	\$0
		Navy	0	\$0
		Marine Corps	0	\$0
		Air Force	0	\$0
		DLA	0	\$0
Total	0	\$0		

INSTALLATIONS BY COMPONENTS	PROJECT TITLE	PILLAR	APPROP.	LEGAL REQ.	FY 2000			FY 2001		FY 2002 REQUEST
					REQ.	ALLOCATED AS OF SEPT. 30, 2000	OBLIG.	REQ.	CWE/ APPROP.	


Air Force

Andersen AB	LANDFILL CLOSURE*	CM	MILCON	RCRAD	\$2,097	\$8,900	\$6,633	\$0	\$0	\$0
Total ANDERSEN AB					\$2,097	\$8,900	\$6,633	\$0	\$0	\$0

Air Force Total					\$2,097	\$8,900	\$6,633	\$0	\$0	\$0
------------------------	--	--	--	--	----------------	----------------	----------------	------------	------------	------------

GUAM TOTAL					\$2,097	\$8,900	\$6,633	\$0	\$0	\$0
-------------------	--	--	--	--	----------------	----------------	----------------	------------	------------	------------

TO TOP

 HAWAII	FY 2002 EQ Projects Greater Than \$1.5 Million (current \$000)	DoD Component Summary	FY 2002 Projects	FY 2002 Request
		Army	1	\$7,500
		Navy	0	\$0
		Marine Corps	1	\$1,563
		Air Force	0	\$0
DLA	0	\$0		
Total		2	\$9,063	

INSTALLATIONS BY COMPONENTS	PROJECT TITLE	PILLAR	APPROP.	LEGAL REQ.	FY 2000			FY 2001		FY 2002 REQUEST
					REQ.	ALLOCATED AS OF SEPT. 30, 2000	OBLIG.	REQ.	CWE/ APPROP.	

Army

Makua Military Reservation	SECTION 7 MITIGATIVE ACTIONS FOR CONTINUED TRAINING ¹	CO	O & M	ESA	\$0	\$0	\$0	\$1,242	\$600	\$7,500
	¹ Expected agreements with U.S. Fish & Wildlife Service have not occurred in FY00 or FY01; requirements shifted to FY02.									
Total MAKUA MILITARY RESERVATION					\$0	\$0	\$0	\$1,242	\$600	\$7,500

Pohakuloa Training Area	SECTION 7 MITIGATIVE ACTIONS FOR CONTINUED TRAINING ²	CO	O & M	ESA	\$0	\$0	\$0	\$1,510	\$0	\$0
	² Expected agreements with U.S. Fish & Wildlife Service will not occur in FY01; requirements shifted to FY03 – FY05.									
Total POHAKULOA TRAINING AREA					\$0	\$0	\$0	\$1,510	\$0	\$0

Schofield Barracks Military Reservation	IMPLEMENT STORMWATER BEST MANAGEMENT PRACTICES	CM	O & M	CWA	\$0	\$1,892	\$1,892	\$0	\$0	\$0
Total SCHOFIELD BARRACKS MILITARY RESERVATION					\$0	\$1,892	\$1,892	\$0	\$0	\$0

Army Total					\$0	\$1,892	\$1,892	\$2,752	\$600	\$7,500
-------------------	--	--	--	--	------------	----------------	----------------	----------------	--------------	----------------

FY 2002 EQ Projects Greater Than \$1.5 Million



HAWAII										
INSTALLATIONS BY COMPONENTS	PROJECT TITLE	PILLAR	APPROP	LEGAL REQ.	FY 2000			FY 2001		FY 2002 REQUEST
					REQ.	ALLOCATED AS OF SEPT. 30, 2000	OBLIG.	REQ.	CWE/ APPROP.	

Navy

Pearl Harbor NSY	ABRASIVE BLAST & PAINT FACILITY*	CM	MILCON	CAA	\$2,690	\$10,586	\$10,586	\$0	\$0	\$0
Total PEARL HARBOR NSY					\$2,690	\$10,586	\$10,586	\$0	\$0	\$0

Navy Total					\$2,690	\$10,586	\$10,586	\$0	\$0	\$0
-------------------	--	--	--	--	---------	----------	----------	-----	-----	-----

Marine Corps


MCB Hawai'i	UPGRADE WATER RECLAMATION FACILITY ³	CM	O & M	CWA	\$0	\$0	\$0	\$2,810	\$0	\$0
	IMPROVE STORMWATER CONTROLS-3D MAR MTR POOL ⁴	CM	O & M	CWA	\$0	\$0	\$0	\$0	\$1,590	\$0
	REMOVE ASBESTOS-CONTAINING MATERIAL, BLDG 1089	CM	O & M	CAA	\$0	\$0	\$0	\$0	\$0	\$1,563
	³ Project is on hold. STP is under study for privatization.									
	⁴ Emergent requirement to eliminate discharge to endangered species habitat.									
Total MCB HAWAII					\$0	\$0	\$0	\$2,810	\$1,590	\$1,563

Marine Corps Total					\$0	\$0	\$0	\$2,810	\$1,590	\$1,563
---------------------------	--	--	--	--	-----	-----	-----	---------	---------	---------

FY 2002 EQ Projects Greater Than \$1.5 Million



HAWAII										
INSTALLATIONS BY COMPONENTS	PROJECT TITLE	PILLAR	APPROP	LEGAL REQ.	FY 2000			FY 2001		FY 2002 REQUEST
					REQ.	ALLOCATED AS OF SEPT. 30, 2000	OBLIG.	REQ.	CWE/ APPROP.	
Air Force										
Hickam AFB	UPGRADE WATER RECLAMATION FACILITY ⁵	CM	MILCON	CWA	\$0	\$3,300	\$3,233	\$0	\$0	\$0
	⁵ Inadvertently omitted from FY99 Report to Congress. Allocated amount equals program amount and obligated amount equals project award.									
Total HICKAM AFB					\$0	\$3,300	\$3,233	\$0	\$0	\$0
Air Force Total					\$0	\$3,300	\$3,233	\$0	\$0	\$0
HAWAII TOTAL					\$2,690	\$15,778	\$15,711	\$5,562	\$2,190	\$9,063

IDAHO 	FY 2002 EQ Projects Greater Than \$1.5 Million (current \$000)	DoD Component Summary	FY 2002 Projects	FY 2002 Request
		Army	0	\$0
		Navy	0	\$0
		Marine Corps	0	\$0
		Air Force	0	\$0
		DLA	0	\$0
Total	0	\$0		

INSTALLATIONS BY COMPONENTS	PROJECT TITLE	PILLAR	APPROP.	LEGAL REQ.	FY 2000			FY 2001		FY 2002 REQUEST
					REQ.	ALLOCATED AS OF SEPT. 30, 2000	OBLIG.	REQ.	CWE/ APPROP.	


Air Force

Mountain Home AFB	MOUNTAIN HOME SS ENVIRONMENTAL IMPACT ANALYSIS PROCESS ¹	CO	O & M	NEPA	\$0	\$0	\$0	\$1,500	\$0	\$0
	¹ Project cancelled. Existing Supersonic waivers qualified for categorical exclusion.									
Total MOUNTAIN HOME AFB					\$0	\$0	\$0	\$1,500	\$0	\$0

Air Force Total					\$0	\$0	\$0	\$1,500	\$0	\$0
------------------------	--	--	--	--	-----	-----	-----	---------	-----	-----

IDAHO TOTAL					\$0	\$0	\$0	\$1,500	\$0	\$0
--------------------	--	--	--	--	-----	-----	-----	---------	-----	-----

TO TOP

ILLINOIS 	FY 2002 EQ Projects Greater Than \$1.5 Million (current \$000)	DoD Component Summary	FY 2002 Projects	FY 2002 Request
		Army	0	\$0
		Navy	0	\$0
		Marine Corps	0	\$0
		Air Force	0	\$0
		DLA	0	\$0
Total	0	\$0		


INSTALLATIONS BY COMPONENTS	PROJECT TITLE	PILLAR	APPROP.	LEGAL REQ.	FY 2000			FY 2001		FY 2002 REQUEST
					REQ.	ALLOCATED AS OF SEPT. 30, 2000	OBLIG.	REQ.	CWE/ APPROP.	

Air Force

Scott AFB	SOIL REMEDIATION ¹	CM	O & M	RCRAC	\$2,500	\$2,500	\$0	\$0	\$0	\$0
	¹ Program to address soil remediation issues related to Defense Energy Support Center projects. Subsequently broken into sub-\$1.5M projects as requirements are refined.									
Total SCOTT AFB					\$2,500	\$2,500	\$0	\$0	\$0	\$0

Air Force Total					\$2,500	\$2,500	\$0	\$0	\$0	\$0
------------------------	--	--	--	--	---------	---------	-----	-----	-----	-----

ILLINOIS TOTAL					\$2,500	\$2,500	\$0	\$0	\$0	\$0
-----------------------	--	--	--	--	----------------	----------------	------------	------------	------------	------------

IOWA 	FY 2002 EQ Projects Greater Than \$1.5 Million (current \$000)	DoD Component Summary	FY 2002 Projects	FY 2002 Request
		Army	1	\$2,911
		Navy	0	\$0
		Marine Corps	0	\$0
		Air Force	0	\$0
		DLA	0	\$0
Total	1	\$2,911		

INSTALLATIONS BY COMPONENTS	PROJECT TITLE	PILLAR	APPROP	LEGAL REQ.	FY 2000			FY 2001		FY 2002 REQUEST
					REQ.	ALLOCATED AS OF SEPT. 30, 2000	OBLIG.	REQ.	CWE/ APPROP.	


Army

Iowa Army Ammunition Plant	SEWER REHABILITATION CONTINUATION	CM	PAA-PBS	CWA	\$0	\$0	\$0	\$0	\$0	\$2,911
Total IOWA ARMY AMMUNITION PLANT					\$0	\$0	\$0	\$0	\$0	\$2,911

Army Total	\$0	\$0	\$0	\$0	\$0	\$0	\$0	\$0	\$2,911
-------------------	------------	------------	------------	------------	------------	------------	------------	------------	----------------

IOWA TOTAL	\$0	\$0	\$0	\$0	\$0	\$0	\$0	\$0	\$2,911
-------------------	------------	------------	------------	------------	------------	------------	------------	------------	----------------

TO TOP

KANSAS 	FY 2002 EQ Projects Greater Than \$1.5 Million (current \$000)	DoD Component Summary	FY 2002 Projects	FY 2002 Request
		Army	0	\$0
		Navy	0	\$0
		Marine Corps	0	\$0
		Air Force	0	\$0
		DLA	0	\$0
Total	0	\$0		


INSTALLATIONS BY COMPONENTS	PROJECT TITLE	PILLAR	APPROP.	LEGAL REQ.	FY 2000			FY 2001		FY 2002 REQUEST
					REQ.	ALLOCATED AS OF SEPT. 30, 2000	OBLIG.	REQ.	CWE/ APPROP.	

Army

Fort Riley	CONSTRUCT MAINTENANCE PADS TO REDUCE OIL DISCHARGES ¹	CM	O & M	CWA	\$2,000	\$2,000	\$3,111	\$0	\$0	\$0
	WASTEWATER TREATMENT PLANT ²	CM	MILCON	CWA	\$0	\$0	\$0	\$0	\$22,000	\$0
	¹ Project expects to be completed in the Third Quarter of FY01. The increase is caused by unexpected site preparation to bring electrical service to several pads.									
	² This project is the result of a Congressional Add.; replaces three 50+ year old trickling filter plants.									
Total FORT RILEY					\$2,000	\$2,000	\$3,111	\$0	\$22,000	\$0

Army Total					\$2,000	\$2,000	\$3,111	\$0	\$22,000	\$0
-------------------	--	--	--	--	---------	---------	---------	-----	----------	-----

KANSAS TOTAL					\$2,000	\$2,000	\$3,111	\$0	\$22,000	\$0
---------------------	--	--	--	--	---------	---------	---------	-----	----------	-----

 KENTUCKY	FY 2002 EQ Projects Greater Than \$1.5 Million (current \$000)	DoD Component Summary	FY 2002 Projects	FY 2002 Request
		Army	1	\$1,779
		Navy	0	\$0
		Marine Corps	0	\$0
		Air Force	0	\$0
		DLA	0	\$0
Total	1	\$1,779		


INSTALLATIONS BY COMPONENTS	PROJECT TITLE	PILLAR	APPROP.	LEGAL REQ.	FY 2000			FY 2001		FY 2002 REQUEST
					REQ.	ALLOCATED AS OF SEPT. 30, 2000	OBLIG.	REQ.	CWE/ APPROP.	

Army

Fort Campbell	UPGRADE LANDFILL COVERS AND DRAINAGE ¹	CM	O & M	RCRAC	\$1,780	\$694	\$694	\$900	\$0	\$1,779
	¹ Project maintains cover on and repairs 16 separate RCRA landfills as agreed with the States of Kentucky and Tennessee.									
Total FORT CAMPBELL					\$1,780	\$694	\$694	\$900	\$0	\$1,779

Army Total					\$1,780	\$694	\$694	\$900	\$0	\$1,779
-------------------	--	--	--	--	---------	-------	-------	-------	-----	---------

KENTUCKY TOTAL					\$1,780	\$694	\$694	\$900	\$0	\$1,779
-----------------------	--	--	--	--	---------	-------	-------	-------	-----	---------

LOUISIANA 	FY 2002 EQ Projects Greater Than \$1.5 Million (current \$000)	DoD Component Summary	FY 2002 Projects	FY 2002 Request
		Army	1	\$4,000
		Navy	0	\$0
		Marine Corps	0	\$0
		Air Force	0	\$0
		DLA	0	\$0
Total	1	\$4,000		


INSTALLATIONS BY COMPONENTS	PROJECT TITLE	PILLAR	APPROP.	LEGAL REQ.	FY 2000			FY 2001		FY 2002 REQUEST
					REQ.	ALLOCATED AS OF SEPT. 30, 2000	OBLIG.	REQ.	CWE/ APPROP.	

Army

Fort Polk	UPGRADE OF SLUDGE DIGESTERS ¹	CM	O & M	CWA	\$0	\$0	\$0	\$0	\$1,500	\$0
	UPGRADE OF SOUTH FORT WATER SYSTEM	CM	O & M	SDWA	\$0	\$0	\$0	\$0	\$0	\$4,000
	¹ Emergent project.									
Total FORT POLK					\$0	\$0	\$0	\$0	\$1,500	\$4,000

Army Total					\$0	\$0	\$0	\$0	\$1,500	\$4,000
-------------------	--	--	--	--	------------	------------	------------	------------	----------------	----------------

LOUISIANA TOTAL					\$0	\$0	\$0	\$0	\$1,500	\$4,000
------------------------	--	--	--	--	------------	------------	------------	------------	----------------	----------------

MARYLAND 	FY 2002 EQ Projects Greater Than \$1.5 Million (current \$000)	DoD Component Summary	FY 2002 Projects	FY 2002 Request
		Army	2	\$4,000
		Navy	0	\$0
		Marine Corps	0	\$0
		Air Force	1	\$1,750
		DLA	0	\$0
Total	3	\$5,750		

INSTALLATIONS BY COMPONENTS	PROJECT TITLE	PILLAR	APPROP.	LEGAL REQ.	FY 2000			FY 2001		FY 2002 REQUEST
					REQ.	ALLOCATED AS OF SEPT. 30, 2000	OBLIG.	REQ.	CWE/ APPROP.	

Army

Aberdeen Proving Ground (AA)	CLOSING WESWOOD RUBBLE LANDFILL ¹	CM	O & M	RCRAD	\$0	\$0	\$0	\$0	\$3,000	\$2,000
	INSTALLATION BOUNDARY UXO CLEANUP ²	CM	O & M	RCRAC	\$0	\$1,584	\$1,584	\$0	\$1,555	\$2,000
	¹ The decision to close the landfill was made after the FY99 Report to Congress was submitted.									
	² Inadvertently omitted from the FY99 Report to Congress.									
Total ABERDEEN PROVING GROUND (AA)					\$0	\$1,584	\$1,584	\$0	\$4,555	\$4,000

Army Total					\$0	\$1,584	\$1,584	\$0	\$4,555	\$4,000
-------------------	--	--	--	--	------------	----------------	----------------	------------	----------------	----------------

Navy

Indian Head NSWCTR DIV	SEWAGE TREATMENT PLANT*	CM	MILCON	CWA	\$2,550	\$9,392	\$8,994	\$0	\$0	\$0
Total INDIAN HEAD NSWCTR DIV					\$2,550	\$9,392	\$8,994	\$0	\$0	\$0

Navy Total					\$2,550	\$9,392	\$8,994	\$0	\$0	\$0
-------------------	--	--	--	--	----------------	----------------	----------------	------------	------------	------------

FY 2002 EQ Projects Greater Than \$1.5 Million



MARYLAND										
INSTALLATIONS BY COMPONENTS	PROJECT TITLE	PILLAR	APPROP.	LEGAL REQ.	FY 2000			FY 2001		FY 2002 REQUEST
					REQ.	ALLOCATED AS OF SEPT. 30, 2000	OBLIG.	REQ.	CWE/ APPROP.	

Air Force

Andrews AFB	ALTER FIRE TRAINING FACILITY	CM	MILCON	CWA	\$0	\$0	\$0	\$0	\$0	\$1,750
Total ANDREWS AFB										

Multiple	HAZMAT PHARMACY CONSTRUCTION (5 LOCATIONS) ³	P2	O & M	PP-O	\$0	\$1,720	\$1,720	\$0	\$0	\$0
³ Expanded ANG HAZMAT Pharmacy construction during FY00 from 3 locations to 5 locations.										
Total MULTIPLE										


Air Force Total					\$0	\$1,720	\$1,720	\$0	\$0	\$1,750
------------------------	--	--	--	--	-----	---------	---------	-----	-----	---------

DLA

Patuxent River MD	REPLACE OPERATING FUEL TANKS	CM	MILCON	CWA	\$0	\$0	\$0	\$8,300	\$8,300	\$0
Total PATUXENT RIVER MD										

DLA Total					\$0	\$0	\$0	\$8,300	\$8,300	\$0
------------------	--	--	--	--	-----	-----	-----	---------	---------	-----

MARYLAND TOTAL					\$2,550	\$12,696	\$12,298	\$8,300	\$12,855	\$5,750
-----------------------	--	--	--	--	----------------	-----------------	-----------------	----------------	-----------------	----------------

MASSACHUSETTS 	FY 2002 EQ Projects Greater Than \$1.5 Million (current \$000)	DoD Component Summary	FY 2002 Projects	FY 2002 Request
		Army	1	\$35,900
		Navy	0	\$0
		Marine Corps	0	\$0
		Air Force	1	\$2,000
		DLA	0	\$0
Total	2	\$37,900		

INSTALLATIONS BY COMPONENTS	PROJECT TITLE	PILLAR	APPROP.	LEGAL REQ.	FY 2000			FY 2001		FY 2002 REQUEST
					REQ.	ALLOCATED AS OF SEPT. 30, 2000	OBLIG.	REQ.	CWE/ APPROP.	

Army

Camp Edwards	IMPACT AREA GROUNDWATER STUDY AND REMEDIATION ¹	CM	O & M	SDWA	\$15,000	\$30,200	\$30,511	\$19,800	\$21,800	\$35,900
	¹ Costs of meeting the requirements of 1 st and 3 rd Administrative Orders (AO) are increasing due to new searches and finds, as well as the addition of a 4 th AO.									
Total CAMP EDWARDS					\$15,000	\$30,200	\$30,511	\$19,800	\$21,800	\$35,900

Army Total					\$15,000	\$30,200	\$30,511	\$19,800	\$21,800	\$35,900
-------------------	--	--	--	--	----------	----------	----------	----------	----------	----------

FY 2002 EQ Projects Greater Than \$1.5 Million



MASSACHUSETTS

INSTALLATIONS BY COMPONENTS	PROJECT TITLE	PILLAR	APPROP.	LEGAL REQ.	FY 2000			FY 2001		FY 2002 REQUEST
					REQ.	ALLOCATED AS OF SEPT. 30, 2000	OBLIG.	REQ.	CWE/ APPROP.	

Air Force

Cape Cod AFS	ENVIRONMENTAL IMPACT ANALYSIS PROCESS PAVEPAWS/UPGRADED EARLY WARNING RADAR ²	CO	O & M	NEPA	\$0	\$2,200	\$956	\$0	\$0	\$0
	² Ballistic Missile Defense Office paid \$600K of the EIS costs. Total requirement broken up into several projects, including Radio Frequency Survey (\$270K), Epidemiological Assessment (\$250K), and miscellaneous TDY and manpower support.									
Total CAPE COD AFS					\$0	\$2,200	\$956	\$0	\$0	\$0

Hanscom AFB	PROTECT/ RESTORE HISTORIC PROPERTY	CO	O & M	NHPA	\$0	\$0	\$0	\$0	\$0	\$2,000
Total HANSCOM AFB					\$0	\$0	\$0	\$0	\$0	\$2,000


Otis ANGB	UPGRADE STORMWATER COLLECTION/ DETENTION SYSTEM ³	CM	MILCON	CWA	\$0	\$0	\$0	\$0	\$2,000	\$0
	³ Not reported in FY99 EQ Report to Congress; funding is through a Congressional Add. CWE reflects design.									
Total OTIS ANGB					\$0	\$0	\$0	\$0	\$2,000	\$0

Air Force Total					\$0	\$2,200	\$956	\$0	\$2,000	\$2,000
------------------------	--	--	--	--	-----	---------	-------	-----	---------	---------

MASSACHUSETTS TOTAL					\$15,000	\$32,400	\$31,467	\$19,800	\$23,800	\$37,900
----------------------------	--	--	--	--	----------	----------	----------	----------	----------	----------

FY 2002 EQ Projects Greater Than \$1.5 Million



MISSOURI 	FY 2002 EQ Projects Greater Than \$1.5 Million (current \$000)	DoD Component Summary	FY 2002 Projects	FY 2002 Request
		Army	0	\$0
		Navy	0	\$0
		Marine Corps	0	\$0
		Air Force	0	\$0
		DLA	0	\$0
Total	0	\$0		


INSTALLATIONS BY COMPONENTS	PROJECT TITLE	PILLAR	APPROP.	LEGAL REQ.	FY 2000			FY 2001		FY 2002 REQUEST
					REQ.	ALLOCATED AS OF SEPT. 30, 2000	OBLIG.	REQ.	CWE/ APPROP.	

Army

St. Louis Army Ammunition Plant	BUILDING 3 PCB REMEDIATION ¹	CM	O & M	TSCA	\$0	\$1,507	\$1,507	\$0	\$0	\$0
	¹ Project for cleanup of PCB spill and to resolve Notice of Violation; this project was not identified in time for the FY99 Report to Congress.									
Total ST LOUIS ARMY AMMUNITION PLANT					\$0	\$1,507	\$1,507	\$0	\$0	\$0

Army Total					\$0	\$1,507	\$1,507	\$0	\$0	\$0
-------------------	--	--	--	--	-----	---------	---------	-----	-----	-----

MISSOURI TOTAL					\$0	\$1,507	\$1,507	\$0	\$0	\$0
-----------------------	--	--	--	--	-----	---------	---------	-----	-----	-----

MONTANA 	FY 2002 EQ Projects Greater Than \$1.5 Million (current \$000)	DoD Component Summary	FY 2002 Projects	FY 2002 Request
		Army	0	\$0
		Navy	0	\$0
		Marine Corps	0	\$0
		Air Force	0	\$0
		DLA	0	\$0
Total	0	\$0		

INSTALLATIONS BY COMPONENTS	PROJECT TITLE	PILLAR	APPROP.	LEGAL REQ.	FY 2000			FY 2001		FY 2002 REQUEST
					REQ.	ALLOCATED AS OF SEPT. 30, 2000	OBLIG.	REQ.	CWE/ APPROP.	


Air Force

Fort Belnap	FORT BELNAP TRAINING RANGE ¹	CO	O & M	NEPA	\$0	\$2,000	\$2,000	\$0	\$0	\$0
	¹ Not reported in FY99 Report to Congress; project was added by Congress in FY01 to create a training range in Montana.									
Total FORT BELNAP					\$0	\$2,000	\$2,000	\$0	\$0	\$0

Air Force Total					\$0	\$2,000	\$2,000	\$0	\$0	\$0
------------------------	--	--	--	--	-----	---------	---------	-----	-----	-----

MONTANA TOTAL					\$0	\$2,000	\$2,000	\$0	\$0	\$0
----------------------	--	--	--	--	-----	---------	---------	-----	-----	-----

TO TOP

NEVADA 	FY 2002 EQ Projects Greater Than \$1.5 Million (current \$000)	DoD Component Summary	FY 2002 Projects	FY 2002 Request
		Army	0	\$0
		Navy	0	\$0
		Marine Corps	0	\$0
		Air Force	0	\$0
		DLA	0	\$0
Total	0	\$0		

INSTALLATIONS BY COMPONENTS	PROJECT TITLE	PILLAR	APPROP.	LEGAL REQ.	FY 2000			FY 2001		FY 2002 REQUEST
					REQ.	ALLOCATED AS OF SEPT. 30, 2000	OBLIG.	REQ.	CWE/ APPROP.	

Air Force

Nellis AFB	NELLIS SS AIRSPACE ENVIRONMENTAL IMPACT ANALYSIS PROCESS ¹	CO	O & M	NEPA	\$0	\$0	\$0	\$1,500	\$0	\$0
	¹ Project cancelled. Existing Supersonic waivers qualified for categorical exclusion.									
Total NELLIS AFB					\$0	\$0	\$0	\$1,500	\$0	\$0


Air Force Total					\$0	\$0	\$0	\$1,500	\$0	\$0
------------------------	--	--	--	--	------------	------------	------------	----------------	------------	------------

DLA

Fallon NV	REPLACE OPERATING FUEL TANKS	CM	MILCON	CWA	\$0	\$0	\$0	\$5,000	\$5,000	\$0
Total FALLON NV					\$0	\$0	\$0	\$5,000	\$5,000	\$0

DLA Total					\$0	\$0	\$0	\$5,000	\$5,000	\$0
------------------	--	--	--	--	------------	------------	------------	----------------	----------------	------------

NEVADA TOTAL					\$0	\$0	\$0	\$6,500	\$5,000	\$0
---------------------	--	--	--	--	------------	------------	------------	----------------	----------------	------------

NEW JERSEY 	FY 2002 EQ Projects Greater Than \$1.5 Million (current \$000)	DoD Component Summary	FY 2002 Projects	FY 2002 Request
		Army	0	\$0
		Navy	0	\$0
		Marine Corps	0	\$0
		Air Force	0	\$0
		DLA	0	\$0
Total	0	\$0		

INSTALLATIONS BY COMPONENTS	PROJECT TITLE	PILLAR	APPROP.	LEGAL REQ.	FY 2000			FY 2001		FY 2002 REQUEST
					REQ.	ALLOCATED AS OF SEPT. 30, 2000	OBLIG.	REQ.	CWE/ APPROP.	


Army

TACOM-ARDEC	OPEN BURNING GROUND CLOSURE ACTIONS ¹	CM	O & M	RCRA	\$1,500	\$543	\$0	\$0	\$0	\$0
	¹ Listed in FY99 Report to Congress; project never reached monetary threshold and will be dropped.									
Total TACOM-ARDEC					\$1,500	\$543	\$0	\$0	\$0	\$0

Fort Dix	REMEDIATE HANOVER LAKE OUTFALL STREAM SYSTEM ²	CM			\$0	\$0	\$354	\$0	\$4,000	\$0
	² Initiation of remedial action delayed due to need to fully delineate the extent of contamination.									
Total FORT DIX					\$0	\$0	\$354	\$0	\$4,000	\$0

Army Total					\$1,500	\$543	\$354	\$0	\$4,000	\$0
-------------------	--	--	--	--	---------	-------	-------	-----	---------	-----

NEW JERSEY TOTAL					\$1,500	\$543	\$354	\$0	\$4,000	\$0
-------------------------	--	--	--	--	----------------	--------------	--------------	------------	----------------	------------

NEW MEXICO 	FY 2002 EQ Projects Greater Than \$1.5 Million (current \$000)	DoD Component Summary	FY 2002 Projects	FY 2002 Request
		Army	0	\$0
		Navy	0	\$0
		Marine Corps	0	\$0
		Air Force	2	\$4,700
		DLA	0	\$0
Total	2	\$4,700		

INSTALLATIONS BY COMPONENTS	PROJECT TITLE	PILLAR	APPROP.	LEGAL REQ.	FY 2000			FY 2001		FY 2002 REQUEST
					REQ.	ALLOCATED AS OF SEPT. 30, 2000	OBLIG.	REQ.	CWE/ APPROP.	

Air Force


Cannon AFB	CORRECTIVE MEASURES IMPLEMENTATION- CLOSE SEWAGE LAGOONS ¹	CM	O & M	RCRAC	\$2,500	\$0	\$0	\$2,500	\$2,500	\$0
	¹ Project delayed from FY00 to FY01 to align schedule with companion ERP project.									
Total CANNON AFB					\$2,500	\$0	\$0	\$2,500	\$2,500	\$0

Holloman AFB	GERMAN AIR FORCE THREATENED/ENDANGERED SPECIES STUDIES, NEW MEXICO ²	CO	O & M	ESA	\$0	\$0	\$3,200	\$0	\$0	\$0
	GERMAN AIR FORCE THREATENED/ENDANGERED SPECIES STUDIES, NEW MEXICO ³	CO	O & M	ESA	\$0	\$0	\$0	\$3,500	\$3,200	\$3,200
	² Project identified too late for inclusion in FY99 Report to Congress.									
	³ FY02 funding is for a phased companion project to FY01 funding.									
Total HOLLOMAN AFB					\$0	\$0	\$3,200	\$3,500	\$3,200	\$3,200

FY 2002 EQ Projects Greater Than \$1.5 Million



NEW MEXICO										
INSTALLATIONS BY COMPONENTS	PROJECT TITLE	PILLAR	APPROP.	LEGAL REQ.	FY 2000			FY 2001		FY 2002 REQUEST
					REQ.	ALLOCATED AS OF SEPT. 30, 2000	OBLIG.	REQ.	CWE/ APPROP.	
Kirtland AFB	INTERIM ACTION, RCRA CORRECTIVE ACTION AT 4 SOLID WASTE MANAGEMENT UNITS	CM	O & M	RCRAC	\$0	\$0	\$0	\$1,947	\$1,947	\$0
	RCRA, CMD/CMU SWMU DP-88	CM	O & M	RCRAC	\$0	\$0	\$0	\$0	\$0	\$1,500
Total KIRTLAND AFB					\$0	\$0	\$0	\$1,947	\$1,947	\$1,500
Air Force Total					\$2,500	\$0	\$3,200	\$7,947	\$7,647	\$4,700
NEW MEXICO TOTAL					\$2,500	\$0	\$3,200	\$7,947	\$7,647	\$4,700

NORTH CAROLINA 	FY 2002 EQ Projects Greater Than \$1.5 Million (current \$000)	DoD Component Summary	FY 2002 Projects	FY 2002 Request
		Army	0	\$0
		Navy	0	\$0
		Marine Corps	3	\$13,080
		Air Force	0	\$0
DLA	0	\$0		
Total		3	\$13,080	

INSTALLATIONS BY COMPONENTS	PROJECT TITLE	PILLAR	APPROP.	LEGAL REQ.	FY 2000			FY 2001		FY 2002 REQUEST
					REQ.	ALLOCATED AS OF SEPT. 30, 2000	OBLIG.	REQ.	CWE/ APPROP.	

Marine Corps

MCAS Cherry Point	CONSTRUCT BIOLOGICAL NUTRIENT REMOVAL SYSTEM, PHASE 2	CM	O & M	CWA	\$0	\$0	\$0	\$0	\$0	\$1,812
Total MCAS CHERRY POINT					\$0	\$0	\$0	\$0	\$0	\$1,812


MCB Camp Lejeune	REPLACE SEWER MAINS, BERKELEY MANOR	CM	O & M	CWA	\$0	\$0	\$0	\$3,265	\$3,265	\$0
	REPLACE A/C POTABLE WATER LINES (FC AREA)	CM	O & M	SDWA	\$564	\$1,366	\$1,366	\$0	\$0	\$0
	REPLACE A/C RAW WATER LINES TO BLDG. 20	CM	O & M	SDWA	\$0	\$0	\$0	\$4,320	\$1,944	\$0
	LEJEUNE LANDFILL CELL	CM	MILCON	RCRAD	\$0	\$0	\$0	\$0	\$0	\$8,290
	REPAIR/REPLACE MANHOLES/ SEWAGE LINES, PARADISE POINT	CM	O & M	CWA	\$0	\$0	\$0	\$0	\$0	\$2,978
Total MCB CAMP LEJEUNE					\$564	\$1,366	\$1,366	\$7,585	\$5,209	\$11,268

Marine Corps Total	\$564	\$1,366	\$1,366	\$7,585	\$5,209	\$13,080
---------------------------	--------------	----------------	----------------	----------------	----------------	-----------------

FY 2002 EQ Projects Greater Than \$1.5 Million



NORTH CAROLINA					FY 2000			FY 2001		FY 2002 REQUEST
INSTALLATIONS BY COMPONENTS	PROJECT TITLE	PILLAR	APPROP.	LEGAL REQ.	REQ.	ALLOCATED AS OF SEPT. 30, 2000	OBLIG.	REQ.	CWE/ APPROP.	
					DLA					
Cherry Point	REPLACE FUEL STORAGE TANKS	CM	MILCON	CWA	\$0	\$0	\$0	\$5,700	\$5,700	\$0
Total CHERRY POINT					\$0	\$0	\$0	\$5,700	\$5,700	\$0
DLA Total					\$0	\$0	\$0	\$5,700	\$5,700	\$0
NORTH CAROLINA TOTAL					\$564	\$1,366	\$1,366	\$13,285	\$10,909	\$13,080

NORTH DAKOTA 	FY 2002 EQ Projects Greater Than \$1.5 Million (current \$000)	DoD Component Summary	FY 2002 Projects	FY 2002 Request
		Army	0	\$0
		Navy	0	\$0
		Marine Corps	0	\$0
		Air Force	0	\$0
		DLA	0	\$0
Total	0	\$0		


INSTALLATIONS BY COMPONENTS	PROJECT TITLE	PILLAR	APPROP.	LEGAL REQ.	FY 2000			FY 2001		FY 2002 REQUEST
					REQ.	ALLOCATED AS OF SEPT. 30, 2000	OBLIG.	REQ.	CWE/ APPROP.	

Air Force

Grand Forks AFB	REPAIR INFLOW/INFILTRATION PROBLEM IN SANITARY SEWER ¹	CM	O & M	CWA	\$2,000	\$0	\$0	\$0	\$0	\$0
	UNDERGROUND STORAGE TANK CLOSURES ²	CM	O & M	RCRAC	\$0	\$1,100	\$1,501	\$0	\$0	\$0
	¹ Project completed in FY99; cost: \$1.9M.									
	² Project not reported in FY99 Report to Congress—did not meet cost threshold. Low bid through Corps of Engineers contract at \$1,501K.									
Total GRAND FORKS AFB					\$2,000	\$1,100	\$1,501	\$0	\$0	\$0

Air Force Total	\$2,000	\$1,100	\$1,501	\$0	\$0	\$0
------------------------	---------	---------	---------	-----	-----	-----

NORTH DAKOTA TOTAL	\$2,000	\$1,100	\$1,501	\$0	\$0	\$0
---------------------------	----------------	----------------	----------------	------------	------------	------------

	FY 2002 EQ Projects Greater Than \$1.5 Million (current \$000)	DoD Component Summary	FY 2002 Projects	FY 2002 Request
		Army	0	\$0
		Navy	0	\$0
		Marine Corps	0	\$0
		Air Force	0	\$0
		DLA	0	\$0
Total	0	\$0		

INSTALLATIONS BY COMPONENTS	PROJECT TITLE	PILLAR	APPROP.	LEGAL REQ.	FY 2000			FY 2001		FY 2002 REQUEST
					REQ.	ALLOCATED AS OF SEPT. 30, 2000	OBLIG.	REQ.	CWE/ APPROP.	

Air Force

Wright-Patterson AFB	INSTALL BACKFLOW PREVENTOR DEVICES ¹	P2	O & M	SDWA	\$6,500	\$2,000	\$708	\$0	\$0	\$0
	INSTALL BACKFLOW PREVENTOR DEVICES ²	P2	O & M	SDWA	\$0	\$1,500	\$430	\$0	\$0	\$0
	INSTALL BACKFLOW PREVENTOR DEVICES ³	P2	O & M	SDWA	\$0	\$0	\$0	\$1,500	\$1,000	\$0
	REPLACE POLLUTION CONTROL EQUIPMENT ⁴	P2	O & M		\$4,700	\$4,880	\$4,633	\$0	\$0	\$0
	¹ FY00 request was mistakenly reported as \$6500K in FY99 Report to Congress—actual request was \$2000K. Actual construction cost was less than amount estimated.									
	² Actual construction cost was less than amount estimated.									
	³ Revised estimate based on better knowledge of requirements.									
	⁴ Actual construction cost was less than amount estimated.									
Total WRIGHT-PATTERSON AFB					\$11,200	\$8,380	\$5,771	\$1,500	\$1,000	\$0


Air Force Total	\$11,200	\$8,380	\$5,771	\$1,500	\$1,000	\$0
------------------------	-----------------	----------------	----------------	----------------	----------------	------------

OHIO TOTAL	\$11,200	\$8,380	\$5,771	\$1,500	\$1,000	\$0
-------------------	-----------------	----------------	----------------	----------------	----------------	------------

FY 2002 EQ Projects Greater Than \$1.5 Million

Appendix I - 44

TO TOP

OKLAHOMA 	FY 2002 EQ Projects Greater Than \$1.5 Million (current \$000)	DoD Component Summary	FY 2002 Projects	FY 2002 Request
		Army	0	\$0
		Navy	0	\$0
		Marine Corps	0	\$0
		Air Force	2	\$4,950
		DLA	0	\$0
Total	2	\$4,950		

INSTALLATIONS BY COMPONENTS	PROJECT TITLE	PILLAR	APPROP.	LEGAL REQ.	FY 2000			FY 2001		FY 2002 REQUEST
					REQ.	ALLOCATED AS OF SEPT. 30, 2000	OBLIG.	REQ.	CWE/ APPROP.	

Air Force


Altus AFB	CMS AT MULTIPLE SOLID WASTE MANAGEMENT UNITS ¹	CM	O & M	RCRAC	\$0	\$0	\$0	\$0	\$1,500	\$0
	RCRA FACILITY INVESTIGATION ²	CM	O & M	RCRAC	\$1,500	\$500	\$500	\$0	\$0	\$0
	CORRECTIVE MEASURES INITIATIVE	CM	O & M	RCRA	\$0	\$0	\$0	\$0	\$0	\$2,850
	¹ Inadvertently excluded from FY99 Report to Congress.									
	² Revised estimate based on known/validated requirements.									
Total ALTUS AFB					\$1,500	\$500	\$500	\$0	\$1,500	\$2,850

Tinker AFB	INTERIM ACTION, RCRA CORRECTIVE ACTION AT SOLID WASTE MANAGEMENT UNIT 24.2 ³	CM	O & M	RCRAC	\$1,600	\$1,600	\$1,396	\$0	\$0	\$0
	INSTALL BACKFLOW DEVICES	CM	O & M	SDWA	\$0	\$0	\$0	\$0	\$0	\$2,100
	³ Actual construction cost was less than amount estimated.									
Total TINKER AFB					\$1,600	\$1,600	\$1,396	\$0	\$0	\$2,100

Air Force Total					\$3,100	\$2,100	\$1,896	\$0	\$1,500	\$4,950
------------------------	--	--	--	--	----------------	----------------	----------------	------------	----------------	----------------

OKLAHOMA TOTAL					\$3,100	\$2,100	\$1,896	\$0	\$1,500	\$4,950
-----------------------	--	--	--	--	----------------	----------------	----------------	------------	----------------	----------------

TO TOP

PENNSYLVANIA 	FY 2002 EQ Projects Greater Than \$1.5 Million (current \$000)	DoD Component Summary	FY 2002 Projects	FY 2002 Request
		Army	0	\$0
		Navy	0	\$0
		Marine Corps	0	\$0
		Air Force	0	\$0
		DLA	0	\$0
Total	0	\$0		

INSTALLATIONS BY COMPONENTS	PROJECT TITLE	PILLAR	APPROP.	LEGAL REQ.	FY 2000			FY 2001		FY 2002 REQUEST
					REQ.	ALLOCATED AS OF SEPT. 30, 2000	OBLIG.	REQ.	CWE/ APPROP.	


Navy

NAS Willow Grove	HAZARDOUS MATERIAL STORAGE FACILITY*	CM	MILCON	CWA	\$320	\$2,200	\$2,146	\$0	\$0	\$0
Total NAS WILLOW GROVE					\$320	\$2,200	\$2,146	\$0	\$0	\$0

NAVSUPSYSCOM	HAZARDOUS MATERIAL CONTROL & MANAGEMENT ¹	P2	PROC	CAA	\$1,641	\$1,650	\$1,647	\$1,585	\$0	\$0
	<i>¹ Hazardous Materials Control & Management previously reported under HICS/RHMMS. This is procurement of hardware and software, and does not meet the "project" definition. It will be removed from future Reports to Congress.</i>									
Total NAVSUPSYSCOM					\$1,641	\$1,650	\$1,647	\$1,585	\$0	\$0

Navy Total					\$1,961	\$3,850	\$3,793	\$1,585	\$0	\$0
-------------------	--	--	--	--	----------------	----------------	----------------	----------------	------------	------------

PENNSYLVANIA TOTAL					\$1,961	\$3,850	\$3,793	\$1,585	\$0	\$0
---------------------------	--	--	--	--	----------------	----------------	----------------	----------------	------------	------------

SOUTH CAROLINA 	FY 2002 EQ Projects Greater Than \$1.5 Million (current \$000)	DoD Component Summary	FY 2002 Projects	FY 2002 Request
		Army	0	\$0
		Navy	0	\$0
		Marine Corps	0	\$0
		Air Force	1	\$3,000
DLA	0	\$0		
Total		1	\$3,000	

INSTALLATIONS BY COMPONENTS	PROJECT TITLE	PILLAR	APPROP.	LEGAL REQ.	FY 2000			FY 2001		FY 2002 REQUEST
					REQ.	ALLOCATED AS OF SEPT. 30, 2000	OBLIG.	REQ.	CWE/ APPROP.	

Marine Corps

MCRD Parris Island	BULLET CATCHMENT- HUE CITY ¹	P2	O & M	CWA	\$0	\$0	\$0	\$2,464	\$0	\$0
	BULLET CATCHMENT- KHE SAHN ¹	P2	O & M	CWA	\$0	\$0	\$0	\$2,464	\$0	\$0
	BULLET CATCHMENT- STARLITE RANGE ¹	P2	O & M	CWA	\$2,740	\$0	\$0	\$0	\$0	\$0
	REPLACE OZONE DEPLETING SUBSTANCES ²	P2	O & M	CAA	\$0	\$1,275	\$1,275	\$0	\$0	\$0
	¹ The three bullet catchment projects are on hold due to ricochet problems at similar activities at MAGTFTC Twentynine Palms.									
	² Project, which was estimated at \$2.91 million, listed due to its inclusion in the FY99 Report to Congress.									
Total MCRD PARRIS ISLAND					\$2,740	\$1,275	\$1,275	\$4,928	\$0	\$0

Marine Corps Total					\$2,740	\$1,275	\$1,275	\$4,928	\$0	\$0
---------------------------	--	--	--	--	----------------	----------------	----------------	----------------	------------	------------

FY 2002 EQ Projects Greater Than \$1.5 Million

Appendix I - 47



SOUTH CAROLINA


INSTALLATIONS BY COMPONENTS	PROJECT TITLE	PILLAR	APPROP.	LEGAL REQ.	FY 2000			FY 2001		FY 2002 REQUEST
					REQ.	ALLOCATED AS OF SEPT. 30, 2000	OBLIG.	REQ.	CWE/ APPROP.	

Air Force

McEntire IAP	REPAIR BASE WATER SYSTEM	CM	O & M	SDWA	\$0	\$0	\$0	\$0	\$0	\$3,000
Total McENTIRE IAP					\$0	\$0	\$0	\$0	\$0	\$3,000

Air Force Total					\$0	\$0	\$0	\$0	\$0	\$3,000
------------------------	--	--	--	--	-----	-----	-----	-----	-----	---------

SOUTH CAROLINA TOTAL					\$2,740	\$1,275	\$1,275	\$4,928	\$0	\$3,000
-----------------------------	--	--	--	--	----------------	----------------	----------------	----------------	------------	----------------

TENNESSEE 	FY 2002 EQ Projects Greater Than \$1.5 Million (current \$000)	DoD Component Summary	FY 2002 Projects	FY 2002 Request
		Army	0	\$0
		Navy	0	\$0
		Marine Corps	0	\$0
		Air Force	0	\$0
		DLA	0	\$0
Total	0	\$0		

INSTALLATIONS BY COMPONENTS	PROJECT TITLE	PILLAR	APPROP.	LEGAL REQ.	FY 2000			FY 2001		FY 2002 REQUEST
					REQ.	ALLOCATED AS OF SEPT. 30, 2000	OBLIG.	REQ.	CWE/ APPROP.	

Army

Milan AAP	UPGRADE OF SEWAGE TREATMENT PLANT	CM	PAA-PBS	CWA	\$3,885	\$3,900	\$3,900	\$0	\$0	\$0
	REHABILITATION OF MAIN SEWAGE COLLECTION LINES	CM	PAA-PBS	CWA	\$0	\$0	\$0	\$1,843	\$2,000	\$0
	REHABILITATION OF SEWAGE COLLECTION LINES WITHIN PRODUCTION AREA ¹	CM	PAA-PBS	CWA	\$0	\$0	\$0	\$0	\$1,993	\$0
	¹ Continuation of sewer repair to reduce inflow in order to meet sewage plant capacity.									
Total MILAN AAP					\$3,885	\$3,900	\$3,900	\$1,843	\$3,993	\$0

Army Total	\$3,885	\$3,900	\$3,900	\$1,843	\$3,993	\$0
-------------------	----------------	----------------	----------------	----------------	----------------	------------



TENNESSEE


INSTALLATIONS BY COMPONENTS	PROJECT TITLE	PILLAR	APPROP.	LEGAL REQ.	FY 2000			FY 2001		FY 2002 REQUEST
					REQ.	ALLOCATED AS OF SEPT. 30, 2000	OBLIG.	REQ.	CWE/ APPROP.	

Air Force

Arnold AFB	CONTRACTOR SUPPORT, EC OFFICE ²	CM	O & M	CM-O	\$1,849	\$1,723	\$1,723	\$0	\$0	\$0
	² Class 0 requirement: inadvertently submitted for FY98 Report to Congress; this project was listed in the FY99 Report to Congress and has been included for consistency, but will be dropped from future Report submissions.									
Total ARNOLD AFB					\$1,849	\$1,723	\$1,723	\$0	\$0	\$0

Air Force Total					\$1,849	\$1,723	\$1,723	\$0	\$0	\$0
------------------------	--	--	--	--	---------	---------	---------	-----	-----	-----

TENNESSEE TOTAL					\$5,734	\$5,623	\$5,623	\$1,843	\$3,993	\$0
------------------------	--	--	--	--	---------	---------	---------	---------	---------	-----

 TEXAS	FY 2002 EQ Projects Greater Than \$1.5 Million (current \$000)	DoD Component Summary	FY 2002 Projects	FY 2002 Request
		Army	1	\$1,800
		Navy	0	\$0
		Marine Corps	0	\$0
		Air Force	0	\$0
		DLA	0	\$0
Total	1	\$1,800		

INSTALLATIONS BY COMPONENTS	PROJECT TITLE	PILLAR	APPROP.	LEGAL REQ.	FY 2000			FY 2001		FY 2002 REQUEST
					REQ.	ALLOCATED AS OF SEPT. 30, 2000	OBLIG.	REQ.	CWE/ APPROP.	

Army

Fort Bliss	INSTALL, REPAIR, AND REPLACE CROSS-CONNECT BACKFLOW PREVENTION EQUIPMENT ¹	CM	O & M	SDWA	\$0	\$0	\$0	\$1,800	\$1,800	\$1,800
	¹ Project to begin in FY01.									
Total FORT BLISS					\$0	\$0	\$0	\$1,800	\$1,800	\$1,800

Army Total					\$0	\$0	\$0	\$1,800	\$1,800	\$1,800
-------------------	--	--	--	--	-----	-----	-----	---------	---------	---------

Air Force

HQ AETC	ENVIRONMENTAL ASSESSMENTS	CO	O & M	NEPA	\$0	\$0	\$0	\$1,500	\$1,500	\$0
Total HQ AETC					\$0	\$0	\$0	\$1,500	\$1,500	\$0



TEXAS										
INSTALLATIONS BY COMPONENTS	PROJECT TITLE	PILLAR	APPROP.	LEGAL REQ.	FY 2000			FY 2001		FY 2002 REQUEST
					REQ.	ALLOCATED AS OF SEPT. 30, 2000	OBLIG.	REQ.	CWE/ APPROP.	

Lackland AFB	NON-ERA CLEANUP (AOCs) ²	CO	O & M	NEPA	\$5,500	\$0	\$0	\$0	\$0	\$0
	<i>² Original project cancelled; two new projects developed to replace original ERA Cleanup Main Base (\$566K) and Non-ERA Cleanup Annex (\$620K).</i>									
Total LACKLAND AFB					\$5,500	\$0	\$0	\$0	\$0	\$0

Randolph AFB	AIR FORCE INSTITUTE OF TECHNOLOGY ³	CM	O & M	CM-O	\$1,902	\$1,500	\$1,300	\$0	\$0	\$0
	ENVIRONMENTAL ASSESSMENTS	CO	O & M	NEPA	\$1,500	\$1,661	\$1,630	\$0	\$0	\$0
	<i>³ Class 0 requirement: inadvertently submitted for FY98 Report to Congress; this project was listed in the FY99 EQ Report to Congress and has been included for consistency, but will be dropped from future Report submissions.</i>									
Total RANDOLPH AFB					\$3,402	\$3,161	\$2,930	\$0	\$0	\$0

Air Force Total					\$8,902	\$3,161	\$2,930	\$1,500	\$1,500	\$0
------------------------	--	--	--	--	---------	---------	---------	---------	---------	-----


DLA

DRMO San Antonio (Kelly AFB)	RCRA CLOSURE- LOT 13 ⁴	CM	DWCF	RCRA	\$0	\$0	\$0	\$2,800	\$100	\$0
	<i>⁴ DRMS funded \$100K. Kelly AFB will fund the remaining cleanup with Installation Restoration Program funds.</i>									
Total DRMO SAN ANTONIO (KELLY AFB)					\$0	\$0	\$0	\$2,800	\$100	\$0

DLA Total					\$0	\$0	\$0	\$2,800	\$100	\$0
------------------	--	--	--	--	-----	-----	-----	---------	-------	-----

TEXAS TOTAL					\$8,902	\$3,161	\$2,930	\$6,100	\$3,400	\$1,800
--------------------	--	--	--	--	---------	---------	---------	---------	---------	---------

FY 2002 EQ Projects Greater Than \$1.5 Million

UTAH 	FY 2002 EQ Projects Greater Than \$1.5 Million (current \$000)	DoD Component Summary	FY 2002 Projects	FY 2002 Request
		Army	0	\$0
		Navy	0	\$0
		Marine Corps	0	\$0
		Air Force	0	\$0
		DLA	0	\$0
Total	0	\$0		


INSTALLATIONS BY COMPONENTS	PROJECT TITLE	PILLAR	APPROP.	LEGAL REQ.	FY 2000			FY 2001		FY 2002 REQUEST
					REQ.	ALLOCATED AS OF SEPT. 30, 2000	OBLIG.	REQ.	CWE/ APPROP.	

Air Force

Hill AFB	CONVERSION OF BOILERS TO LOW NOX ¹	P2	O & M	CAA	\$0	\$0	\$0	\$1,840	\$0	\$0
	¹ Project cancelled as non-beneficial.									
Total HILL AFB					\$0	\$0	\$0	\$1,840	\$0	\$0

Air Force Total					\$0	\$0	\$0	\$1,840	\$0	\$0
------------------------	--	--	--	--	-----	-----	-----	---------	-----	-----

UTAH TOTAL					\$0	\$0	\$0	\$1,840	\$0	\$0
-------------------	--	--	--	--	-----	-----	-----	---------	-----	-----

 VIRGINIA	FY 2002 EQ Projects Greater Than \$1.5 Million (current \$000)	DoD Component Summary	FY 2002 Projects	FY 2002 Request
		Army	2	\$6,835
		Navy	0	\$0
		Marine Corps	1	\$2,050
		Air Force	1	\$1,750
		DLA	1	\$2,000
Total	5	\$12,635		

INSTALLATIONS BY COMPONENTS	PROJECT TITLE	PILLAR	APPROP.	LEGAL REQ.	FY 2000			FY 2001		FY 2002 REQUEST
					REQ.	ALLOCATED AS OF SEPT. 30, 2000	OBLIG.	REQ.	CWE/ APPROP.	

Army

Army Acquisition Pollution Prevention Spt Ofc	AMC ACQUISITION POLLUTION PREVENTION & P2 R & D ¹	P2	O & M	EO 12856	\$7,881	\$7,808	\$0	\$2,504	\$0	\$0
	AMC ACQUISITION POLLUTION PREVENTION & P2 R & D ¹	P2	RDT & E	EO 12856	\$0	\$0	\$0	\$5,452	\$0	\$0
	¹ These amounts represent many projects less than \$1.5M. As such, it is not required for reporting and will be dropped from future Report submissions.									
Total FORT BELVOIR					\$7,881	\$7,808	\$0	\$7,956	\$0	\$0

Fort Belvoir	FAMILY HOUSING HISTORIC PROPERTY STUDY ²	CO	FHO	NHPA	\$2,000	\$0	\$0	\$0	\$0	\$0
	² Project was determined to be non-environmental in scope, and will be dropped in future Report submissions.									
Total FORT BELVOIR					\$2,000	\$0	\$0	\$0	\$0	\$0



VIRGINIA										
INSTALLATIONS BY COMPONENTS	PROJECT TITLE	PILLAR	APPROP.	LEGAL REQ.	FY 2000			FY 2001		FY 2002 REQUEST
					REQ.	ALLOCATED AS OF SEPT. 30, 2000	OBLIG.	REQ.	CWE/ APPROP.	

Radford AAP	ACID SEWER SYSTEM UPGRADE	CM	PAA-PBS	RCRAC	\$0	\$0	\$0	\$3,463	\$3,463	\$0
	NEW HAZARDOUS WASTE TANKS FOR A, B, C LINES	CM	PAA-PBS	RCRAC	\$0	\$0	\$0	\$0	\$0	\$4,471
	WASTEWATER SLUDGE HANDLING	CM	PAA-PBS	RCRAC	\$0	\$0	\$0	\$0	\$0	\$2,364
Total RADFORD AAP					\$0	\$0	\$0	\$3,463	\$3,463	\$6,835

USA CASCOM & Fort Lee	INFLOW/INFILTRATION REPAIRS ³	CM	O & M	CWA	\$1,500	\$100	\$0	\$500	\$0	\$0
	³ Project has dropped below the reporting threshold and will be removed from future Report submissions.									
Total USA CASCOM & FORT LEE					\$1,500	\$100	\$0	\$500	\$0	\$0

Army Total					\$11,381	\$7,908	\$0	\$11,919	\$3,463	\$6,835
-------------------	--	--	--	--	----------	---------	-----	----------	---------	---------

Navy

NAVSEASYS COM HQ Afloat	SHIPBOARD POLLUTION CONTROL EQUIPMENT/ INSTALLATION ⁴	CM	PROC	CM-O	\$113,506	\$102,790	\$97,596	\$47,805	\$0	\$0
	⁴ NAVSEA Afloat program is displayed by categories, which do not fit the definition of "projects." This project will be dropped from future Report submissions.									
Total NAVSEASYS COM HQ AFLOAT					\$113,506	\$102,790	\$97,596	\$47,805	\$0	\$0

Navy Total					\$113,506	\$102,790	\$97,596	\$47,805	\$0	\$0
-------------------	--	--	--	--	-----------	-----------	----------	----------	-----	-----

FY 2002 EQ Projects Greater Than \$1.5 Million



VIRGINIA										
INSTALLATIONS BY COMPONENTS	PROJECT TITLE	PILLAR	APPROP.	LEGAL REQ.	FY 2000			FY 2001		FY 2002 REQUEST
					REQ.	ALLOCATED AS OF SEPT. 30, 2000	OBLIG.	REQ.	CWE/ APPROP.	

Marine Corps

MCB Quantico	REPAIR TANK TRAILS PHASE I ⁵	P2	O & M	CWA	\$0	\$0	\$0	\$0	\$1,995	\$0
	REPAIR TANK TRAILS PHASE II ⁶	P2	O & M	CWA	\$0	\$0	\$0	\$3,944	\$0	\$2,050
	⁵ Project was postponed to FY01 due to late design. \$2,132K CWE for FY00 was submitted in the FY01 President's Budget.									
	⁶ Project was delayed due to late Phase I obligations. The cost was reduced due to lower anticipated cost in Phase I.									
Total MCB QUANTICO					\$0	\$0	\$0	\$3,944	\$1,995	\$2,050

Marine Corps Total					\$0	\$0	\$0	\$3,944	\$1,995	\$2,050
---------------------------	--	--	--	--	-----	-----	-----	---------	---------	---------

Air Force

Langley AFB	CORRECT NON-COMPLIANT INFLOW/ INFILTRATION, LS/ 938 & 1345 ⁷	CM	O & M	CWA	\$0	\$0	\$0	\$3,600	\$2,750	\$0
	REPAIR DRINKING WATER SYSTEM, SHELLBANK	P2	O & M	SDWA	\$0	\$1,700	\$1,649	\$0	\$0	\$0
	REPAIR NON-COMPLIANT WATER MAINS	P2	O & M	SDWA	\$0	\$0	\$0	\$4,500	\$3,383	\$0
	SANITARY SEWER INFLOW/ INFILTRATION	CM	O & M	CWA	\$2,000	\$2,000	\$2,048	\$0	\$0	\$0
	⁷ FY01 request was for bldgs. 938 & 1345; FY01 CWE is for a substitute similar project at LS656/5.									
Total LANGLEY AFB					\$2,000	\$3,700	\$3,697	\$8,100	\$6,133	\$0

FY 2002 EQ Projects Greater Than \$1.5 Million



VIRGINIA										
INSTALLATIONS BY COMPONENTS	PROJECT TITLE	PILLAR	APPROP.	LEGAL REQ.	FY 2000			FY 2001		FY 2002 REQUEST
					REQ.	ALLOCATED AS OF SEPT. 30, 2000	OBLIG.	REQ.	CWE/ APPROP.	
Multiple Installations	ENVIRONMENTAL IMPACT ANALYSIS PROCESS FOR GLOBAL HAWK BEDDOWN ⁸	CO	O & M	NEPA	\$0	\$4,155	\$4,155	\$0	\$0	\$0
	F-22 INITIAL BEDDOWN ENVIRONMENTAL IMPACT STATEMENT ⁹	CO	O & M	NEPA	\$0	\$3,860	\$3,860	\$0	\$0	\$0
	F-22 INITIAL BEDDOWN ENVIRONMENTAL IMPACT STATEMENT ⁹	CO	O & M	NEPA	\$0	\$0	\$0	\$0	\$3,500	\$0
	AIRBORNE LASER EIAP	CO	O & M	NEPA	\$0	\$0	\$0	\$0	\$0	\$1,750
	⁸ Emerging requirement subsequent to FY98 Report to Congress; allocation/obligation amount exceeds \$3500K reported in FY99 Report to Congress due to inclusion of four additional beddown locations.									
	⁹ Emerging requirement subsequent to FY98 Report to Congress. Split across two years to fund total requirement.									
Total MULTIPLE INSTALLATIONS					\$0	\$8,015	\$8,015	\$0	\$3,500	\$1,750
Air Force Total					\$2,000	\$11,715	\$11,712	\$8,100	\$9,633	\$1,750

FY 2002 EQ Projects Greater Than \$1.5 Million



VIRGINIA										
INSTALLATIONS BY COMPONENTS	PROJECT TITLE	PILLAR	APPROP.	LEGAL REQ.	FY 2000			FY 2001		FY 2002 REQUEST
					REQ.	ALLOCATED AS OF SEPT. 30, 2000	OBLIG.	REQ.	CWE/ APPROP.	


DLA

Defense National Stockpile Center	ENVIRONMENTAL IMPACT STATEMENT (EIS) FOR DISPOSITION OF MERCURY STOCKPILE ¹⁰	CM	DWCF	NEPA	\$4,300	\$5,330	\$5,330	\$1,500	\$500	\$0
	EIS FOR DISPOSITION OF THORIUM NITRATE STOCKPILE	CM	DWCF	NEPA	\$0	\$0	\$0	\$0	\$0	\$2,000
	¹⁰ Cost of NEPA technical support was greater than originally anticipated.									
Total DEFENSE NATIONAL STOCKPILE CENTER					\$4,300	\$5,330	\$5,330	\$1,500	\$500	\$2,000

Oceana VA	REPLACE FUEL STORAGE TANK	CM	MILCON	CWA	\$0	\$0	\$0	\$2,000	\$2,000	\$0
Total OCEANA VA					\$0	\$0	\$0	\$2,000	\$2,000	\$0

DLA Total					\$4,300	\$5,330	\$5,330	\$3,500	\$2,500	\$2,000
------------------	--	--	--	--	----------------	----------------	----------------	----------------	----------------	----------------

VIRGINIA TOTAL					\$131,187	\$127,743	\$114,638	\$75,268	\$17,591	\$12,635
-----------------------	--	--	--	--	------------------	------------------	------------------	-----------------	-----------------	-----------------

WASHINGTON 	FY 2002 EQ Projects Greater Than \$1.5 Million (current \$000)	DoD Component Summary	FY 2002 Projects	FY 2002 Request
		Army	2	\$1,770
		Navy	0	\$0
		Marine Corps	0	\$0
		Air Force	0	\$0
		DLA	0	\$0
Total	2	\$1,770		

INSTALLATIONS BY COMPONENTS	PROJECT TITLE	PILLAR	APPROP.	LEGAL REQ.	FY 2000			FY 2001		FY 2002 REQUEST
					REQ.	ALLOCATED AS OF SEPT. 30, 2000	OBLIG.	REQ.	CWE/ APPROP.	

Army

Fort Lewis	REPAIR STORMWATER OUTFALLS ¹	CM	O & M	CWA	\$0	\$0	\$0	\$1,500	\$1,500	\$970
	¹ Updated estimates resulted in higher cost.									
Total FORT LEWIS					\$0	\$0	\$0	\$1,500	\$1,500	\$970

Yakima Firing Center	UPGRADE AND HARDENING OF ROADS*	CM	MILCON	CWA	\$2,000	\$12,000	\$11,400	\$0	\$0	\$0
	IMPLEMENT WATERSHED EROSION CONTROL SYSTEM	CO	O & M	SIKE	\$1,515	\$700	\$265	\$700	\$700	\$800
Total YAKIMA FIRING CENTER					\$3,515	\$12,700	\$11,665	\$700	\$700	\$800

Army Total					\$3,515	\$12,700	\$11,665	\$2,200	\$2,200	\$1,770
-------------------	--	--	--	--	----------------	-----------------	-----------------	----------------	----------------	----------------



WASHINGTON										
INSTALLATIONS BY COMPONENTS	PROJECT TITLE	PILLAR	APPROP.	LEGAL REQ.	FY 2000			FY 2001		FY 2002 REQUEST
					REQ.	ALLOCATED AS OF SEPT. 30, 2000	OBLIG.	REQ.	CWE/ APPROP.	

Navy

Bremerton Puget Sound NSY	OILY WASTEWATER COLLECTION	CM	MILCON	CWA	\$0	\$0	\$0	\$6,600	\$6,016	\$0
Total BREMERTON PUGET SOUND NSY					\$0	\$0	\$0	\$6,600	\$6,016	\$0

Commander, Navy Region North West	ENVIRONMENTAL STORMWATER CONTROLS ²	CM	O & M	CWA	\$0	\$0	\$0	\$0	\$3,000	\$0
	REGIONAL ENVIRONMENTAL AND SAFETY SERVICE CENTER ³	CM	O & M	CM-O	\$0	\$0	\$0	\$0	\$2,800	\$0
	² Project was added by Congress.									
	³ Project was added by Congress.									
Total CNRNW					\$0	\$0	\$0	\$0	\$5,800	\$0

Navy Total					\$0	\$0	\$0	\$6,600	\$11,816	\$0
-------------------	--	--	--	--	-----	-----	-----	---------	----------	-----

Air Force

McChord AFB	REPAIR SANITARY SEWER PHASE III ⁴	CM	O & M	CWA	\$0	\$0	\$0	\$0	\$1,530	\$0
	⁴ New emerging requirement subsequent to call for inclusion in FY99 Report to Congress.									
Total MCCHORD AFB					\$0	\$0	\$0	\$0	\$1,530	\$0

Air Force Total					\$0	\$0	\$0	\$0	\$1,530	\$0
------------------------	--	--	--	--	-----	-----	-----	-----	---------	-----

WASHINGTON TOTAL					\$3,515	\$12,700	\$11,665	\$8,800	\$15,546	\$1,770
-------------------------	--	--	--	--	----------------	-----------------	-----------------	----------------	-----------------	----------------

FY 2002 EQ Projects Greater Than \$1.5 Million

TO TOP

DIEGO GARCIA Graphic Not Available	FY 2002 EQ Projects Greater Than \$1.5 Million (current \$000)	DoD Component Summary	FY 2002 Projects	FY 2002 Request
		Army	0	\$0
		Navy	0	\$0
		Marine Corps	0	\$0
		Air Force	0	\$0
		DLA	0	\$0
Total		0	\$0	


INSTALLATIONS BY COMPONENTS	PROJECT TITLE	PILLAR	APPROP.	LEGAL REQ.	FY 2000			FY 2001		FY 2002 REQUEST
					REQ.	ALLOCATED AS OF SEPT. 30, 2000	OBLIG.	REQ.	CWE/ APPROP.	

Navy

NSF Diego Garcia	CLOSE UST ¹	CM	O & M	RCRAI	\$0	\$1,602	\$1,602	\$0	\$0	\$0
	¹ Project was not included in FY99 Report to Congress; actual mobilization costs were higher than initially estimated.									
Total NSF DIEGO GARCIA					\$0	\$1,602	\$1,602	\$0	\$0	\$0

Navy Total					\$0	\$1,602	\$1,602	\$0	\$0	\$0
-------------------	--	--	--	--	------------	----------------	----------------	------------	------------	------------

DIEGO GARCIA TOTAL					\$0	\$1,602	\$1,602	\$0	\$0	\$0
---------------------------	--	--	--	--	------------	----------------	----------------	------------	------------	------------

GERMANY 	FY 2002 EQ Projects Greater Than \$1.5 Million (current \$000)	DoD Component Summary	FY 2002 Projects	FY 2002 Request
		Army	2	\$4,197
		Navy	0	\$0
		Marine Corps	0	\$0
		Air Force	1	\$1,500
		DLA	0	\$0
Total	3	\$5,697		

INSTALLATIONS BY COMPONENTS	PROJECT TITLE	PILLAR	APPROP.	LEGAL REQ.	FY 2000			FY 2001		FY 2002 REQUEST
					REQ.	ALLOCATED AS OF SEPT. 30, 2000	OBLIG.	REQ.	CWE/ APPROP.	

Army

Ansbach Army Heliport	REPAIR SEWER SYSTEM ¹	CM	O & M	CWA	\$0	\$0	\$0	\$1,900	\$0	\$1,900
	¹ HQ USAREUR will attempt to privatize the sewer system; if privatization is not successful, funding will be requested.									
Total ANSBACH ARMY HELIPORT					\$0	\$0	\$0	\$1,900	\$0	\$1,900

Benjamin Franklin Village Family Housing	REPAIR SEWER SYSTEM ²	CM	O & M	CWA	\$0	\$0	\$0	\$1,869	\$869	\$0
	² Project costs decreased as part of the design process.									
Total BENJAMIN FRANKLIN VILLAGE FAMILY HOUSING					\$0	\$0	\$0	\$1,869	\$869	\$0

Gruenstadt AAFES Facility	REPAIR SEWER SYSTEM ³	CM	O & M	CWA	\$0	\$0	\$0	\$1,924	\$0	\$0
	³ HQ USAREUR will attempt to privatize the sewer system; if privatization is not successful, funding will be requested.									
Total GRUENSTADT AAFES FACILITY					\$0	\$0	\$0	\$1,924	\$0	\$0

FY 2002 EQ Projects Greater Than \$1.5 Million



GERMANY										
INSTALLATIONS BY COMPONENTS	PROJECT TITLE	PILLAR	APPROP.	LEGAL REQ.	FY 2000			FY 2001		FY 2002 REQUEST
					REQ.	ALLOCATED AS OF SEPT. 30, 2000	OBLIG.	REQ.	CWE/ APPROP.	
Kleber Kaserne	REPAIR COMBINED SEWER SYSTEM ⁴	CM	O & M	CWA	\$0	\$0	\$0	\$1,791	\$0	\$0
	<i>⁴ HQ USAREUR will attempt to privatize the sewer system; if privatization is not successful, funding will be requested.</i>									
Total KLEBER KASERNE					\$0	\$0	\$0	\$1,791	\$0	\$0
Smith Barracks	CLEANUP/CLOSE SANITARY LANDFILL ⁵	CM	O & M	RCRAD	\$2,000	\$156	\$156	\$0	\$3,913	\$2,297
	<i>⁵ HQ USAREUR is pursuing privatization of the landfill; if privatization is not successful, funding will be requested.</i>									
Total SMITH BARRACKS					\$2,000	\$156	\$156	\$0	\$3,913	\$2,297
South Camp Vilseck	REPAIR/ UPGRADE SEWAGE PLANT ⁶	CM	O & M	CWA	\$0	\$0	\$0	\$0	\$2,083	\$0
	<i>⁶ Price increased as a result of a completed contract assessment of requirements to bring the plant to compliance.</i>									
Total SOUTH CAMP VILSECK					\$0	\$0	\$0	\$0	\$2,083	\$0
Storck Barracks	REPAIR SEWER SYSTEM ⁷	CM	O & M	CWA	\$1,900	\$0	\$0	\$1,900	\$1,300	\$0
	<i>⁷ Project cost decrease due to improved estimate.</i>									
Total STORCK BARRACKS					\$1,900	\$0	\$0	\$1,900	\$1,300	\$0
Army Total					\$3,900	\$156	\$156	\$9,384	\$8,165	\$4,197

FY 2002 EQ Projects Greater Than \$1.5 Million



GERMANY										
INSTALLATIONS BY COMPONENTS	PROJECT TITLE	PILLAR	APPROP.	LEGAL REQ.	FY 2000			FY 2001		FY 2002 REQUEST
					REQ.	ALLOCATED AS OF SEPT. 30, 2000	OBLIG.	REQ.	CWE/ APPROP.	


Air Force

Rhein Main AB	GROUNDWATER CLEANUP POLLUTION AREA ⁸	CM	O & M	CM-O	\$3,100	\$0	\$0	\$0	\$0	\$0
	CLEAN UP RETURNED PROPERTY	CM	O & M	CM-O	\$0	\$0	\$0	\$0	\$0	\$1,500
	⁸ Cancelled; no longer required based on cleanup agreements for closure of facility.									
Total RHEIN MAIN AB					\$3,100	\$0	\$0	\$0	\$0	\$1,500

Spangdahlem AB	OPEN ENFORCEMENT ACTION: CONSTRUCT DEEP WELL, NIEDERKAIL ⁹	CM	O & M	CM-O	\$0	\$2,400	\$2,325	\$0	\$0	\$0
	⁹ Project was not funded when FY98 Report to Congress was submitted; Air Force program plus up prior to initial distribution facilitated funding of this project.									
Total SPANGDAHLEM AB					\$0	\$2,400	\$2,325	\$0	\$0	\$0

Air Force Total					\$3,100	\$2,400	\$2,325	\$0	\$0	\$1,500
------------------------	--	--	--	--	---------	---------	---------	-----	-----	---------

GERMANY TOTAL					\$7,000	\$2,556	\$2,481	\$9,384	\$8,165	\$5,697
----------------------	--	--	--	--	---------	---------	---------	---------	---------	---------

GREENLAND 	FY 2002 EQ Projects Greater Than \$1.5 Million (current \$000)	DoD Component Summary	FY 2002 Projects	FY 2002 Request
		Army	0	\$0
		Navy	0	\$0
		Marine Corps	0	\$0
		Air Force	0	\$0
		DLA	0	\$0
Total	0	\$0		

INSTALLATIONS BY COMPONENTS	PROJECT TITLE	PILLAR	APPROP.	LEGAL REQ.	FY 2000			FY 2001		FY 2002 REQUEST
					REQ.	ALLOCATED AS OF SEPT. 30, 2000	OBLIG.	REQ.	CWE/ APPROP.	

Air Force

Thule AB	UPGRADE WATER DISTRIBUTION PHASE I	CM	O & M	SDWA	\$0	\$0	\$0	\$1,500	\$1,500	\$0
Total THULE AB										

Air Force Total					\$0	\$0	\$0	\$1,500	\$1,500	\$0
------------------------	--	--	--	--	-----	-----	-----	---------	---------	-----

GREENLAND TOTAL					\$0	\$0	\$0	\$1,500	\$1,500	\$0
------------------------	--	--	--	--	-----	-----	-----	---------	---------	-----

ICELAND Graphic Not Available	FY 2002 EQ Projects Greater Than \$1.5 Million (current \$000)	DoD Component Summary	FY 2002 Projects	FY 2002 Request
		Army	0	\$0
		Navy	1	\$2,820
		Marine Corps	0	\$0
		Air Force	0	\$0
		DLA	0	\$0
Total	1	\$2,820		


INSTALLATIONS BY COMPONENTS	PROJECT TITLE	PILLAR	APPROP.	LEGAL REQ.	FY 2000			FY 2001		FY 2002 REQUEST
					REQ.	ALLOCATED AS OF SEPT. 30, 2000	OBLIG.	REQ.	CWE/ APPROP.	

Navy

NAS Keflavik	SOLID WASTE DISPOSAL CONNECTION CHARGE	CM	MILCON	OEBGD	\$0	\$0	\$0	\$0	\$0	\$2,820
Total NAS KEFLAVIK										

Navy Total					\$0	\$0	\$0	\$0	\$0	\$2,820
-------------------	--	--	--	--	-----	-----	-----	-----	-----	---------

ICELAND TOTAL					\$0	\$0	\$0	\$0	\$0	\$2,820
----------------------	--	--	--	--	-----	-----	-----	-----	-----	---------

 ITALY	FY 2002 EQ Projects Greater Than \$1.5 Million (current \$000)	DoD Component Summary	FY 2002 Projects	FY 2002 Request
		Army	0	\$0
		Navy	0	\$0
		Marine Corps	0	\$0
		Air Force	0	\$0
		DLA	0	\$0
Total	0	\$0		

INSTALLATIONS BY COMPONENTS	PROJECT TITLE	PILLAR	APPROP.	LEGAL REQ.	FY 2000			FY 2001		FY 2002 REQUEST
					REQ.	ALLOCATED AS OF SEPT. 30, 2000	OBLIG.	REQ.	CWE/ APPROP.	

Army

Livorno Supply & Maintenance Area	REMEDIATE OLD LANDFILL ¹	CM	O & M	CERA	\$0	\$0	\$0	\$2,000	\$0	\$0
	¹ Listed in FY99 Report to Congress; project has been pushed out due to talks regarding privatization.									
Total LIVORNO SUPPLY & MAINTENANCE AREA					\$0	\$0	\$0	\$2,000	\$0	\$0


Army Total					\$0	\$0	\$0	\$2,000	\$0	\$0
-------------------	--	--	--	--	-----	-----	-----	---------	-----	-----

DLA

Sigonella Italy	REPLACE BULK FUEL STORAGE FACILITY	CM	MILCON	CWA	\$0	\$0	\$0	\$16,300	\$16,300	\$0
Total SIGONELLA ITALY					\$0	\$0	\$0	\$16,300	\$16,300	\$0

DLA Total					\$0	\$0	\$0	\$16,300	\$16,300	\$0
------------------	--	--	--	--	-----	-----	-----	----------	----------	-----

ITALY TOTAL					\$0	\$0	\$0	\$18,300	\$16,300	\$0
--------------------	--	--	--	--	------------	------------	------------	-----------------	-----------------	------------

 JAPAN	FY 2002 EQ Projects Greater Than \$1.5 Million (current \$000)	DoD Component Summary	FY 2002 Projects	FY 2002 Request
		Army	0	\$0
		Navy	0	\$0
		Marine Corps	0	\$0
		Air Force	1	\$1,600
		DLA	0	\$0
Total	1	\$1,600		


INSTALLATIONS BY COMPONENTS	PROJECT TITLE	PILLAR	APPROP.	LEGAL REQ.	FY 2000			FY 2001		FY 2002 REQUEST
					REQ.	ALLOCATED AS OF SEPT. 30, 2000	OBLIG.	REQ.	CWE/ APPROP.	

Air Force

Yokota AB	REMOVE UNDERGROUND STORAGE TANKS	CM	O & M	CM-O	\$0	\$0	\$0	\$1,600	\$1,200	\$1,600
	UST UPGRADE & REMOVAL ¹	CM	O & M	CM-O	\$0	\$1,600	\$1,560	\$0	\$0	\$0
	¹ Air Force program plus-up prior to initial distribution facilitated funding of this project. FY02 request is a phased companion to the FY01 project.									
Total YOKOTA AB					\$0	\$1,600	\$1,560	\$1,600	\$1,200	\$1,600

Air Force Total	\$0	\$1,600	\$1,560	\$1,600	\$1,200	\$1,600
------------------------	-----	---------	---------	---------	---------	---------

JAPAN TOTAL	\$0	\$1,600	\$1,560	\$1,600	\$1,200	\$1,600
--------------------	------------	----------------	----------------	----------------	----------------	----------------

PORTUGAL 	FY 2002 EQ Projects Greater Than \$1.5 Million (current \$000)	DoD Component Summary	FY 2002 Projects	FY 2002 Request
		Army	0	\$0
		Navy	0	\$0
		Marine Corps	0	\$0
		Air Force	0	\$0
		DLA	0	\$0
Total	0	\$0		


INSTALLATIONS BY COMPONENTS	PROJECT TITLE	PILLAR	APPROP.	LEGAL REQ.	FY 2000			FY 2001		FY 2002 REQUEST
					REQ.	ALLOCATED AS OF SEPT. 30, 2000	OBLIG.	REQ.	CWE/ APPROP.	

Air Force

Lajes Field	REPAIR SEWER LINES—CENTRAL BAS	CM	O & M	CWA	\$0	\$0	\$0	\$1,800	\$1,940	\$0
Total LAJES FIELD										

Air Force Total					\$0	\$0	\$0	\$1,800	\$1,940	\$0
------------------------	--	--	--	--	-----	-----	-----	---------	---------	-----

PORTUGAL TOTAL					\$0	\$0	\$0	\$1,800	\$1,940	\$0
-----------------------	--	--	--	--	------------	------------	------------	----------------	----------------	------------

SOUTH KOREA 	FY 2002 EQ Projects Greater Than \$1.5 Million (current \$000)	DoD Component Summary	FY 2002 Projects	FY 2002 Request
		Army	0	\$0
		Navy	0	\$0
		Marine Corps	0	\$0
		Air Force	0	\$0
		DLA	0	\$0
Total	0	\$0		

INSTALLATIONS BY COMPONENTS	PROJECT TITLE	PILLAR	APPROP.	LEGAL REQ.	FY 2000			FY 2001		FY 2002 REQUEST
					REQ.	ALLOCATED AS OF SEPT. 30, 2000	OBLIG.	REQ.	CWE/ APPROP.	

Air Force

Kunsan AB	TIE-IN FEE, MUNICIPAL WASTEWATER TREATMENT PLANT	CM	O & M	CM-O	\$0	\$0	\$0	\$1,500	\$2,000	\$0
Total KUNSAN AB					\$0	\$0	\$0	\$1,500	\$2,000	\$0

Osan AB	REPAIR/ REPLACE UNDERGROUND STORAGE TANKS	P2	O & M	CM-O	\$0	\$0	\$0	\$2,146	\$2,146	\$0
Total OSAN AB					\$0	\$0	\$0	\$2,146	\$2,146	\$0


Air Force Total					\$0	\$0	\$0	\$3,646	\$4,146	\$0
------------------------	--	--	--	--	-----	-----	-----	---------	---------	-----

DLA

Camp Casey, Korea	REPLACE FUEL STORAGE TANKS	CM	MILCON	CWA	\$0	\$0	\$0	\$0	\$0	\$5,500
Total CAMP CASEY, KOREA					\$0	\$0	\$0	\$0	\$0	\$5,500

DLA Total					\$0	\$0	\$0	\$0	\$0	\$5,500
------------------	--	--	--	--	-----	-----	-----	-----	-----	---------

SOUTH KOREA TOTAL					\$0	\$0	\$0	\$3,646	\$4,146	\$5,500
--------------------------	--	--	--	--	-----	-----	-----	---------	---------	---------

UNITED KINGDOM 	FY 2002 EQ Projects Greater Than \$1.5 Million (current \$000)	DoD Component Summary	FY 2002 Projects	FY 2002 Request
		Army	0	\$0
		Navy	0	\$0
		Marine Corps	0	\$0
		Air Force	0	\$0
DLA	0	\$0		
Total		0	\$0	

INSTALLATIONS BY COMPONENTS	PROJECT TITLE	PILLAR	APPROP.	LEGAL REQ.	FY 2000			FY 2001		FY 2002 REQUEST
					REQ.	ALLOCATED AS OF SEPT. 30, 2000	OBLIG.	REQ.	CWE/ APPROP.	

Air Force

RAF Feltwell	WASTEWATER TREATMENT FACILITY* ¹	CM	MILCON	SDWA	\$786	\$3,000	\$1,272	\$0	\$0	\$0
	¹ Allocated amount equals program amount and obligated amount equals project award.									
Total RAF FELTWELL					\$786	\$3,000	\$1,272	\$0	\$0	\$0

RAF Lakenheath	REMOVE/REPLACE 46 UNDERGROUND STORAGE TANKS ²	CM	O & M	CM-O	\$0	\$1,600	\$1,610	\$0	\$0	\$0
	² Originally programmed for FY03, project now phased for execution.									
Total RAF LAKENHEATH					\$0	\$1,600	\$1,610	\$0	\$0	\$0

RAF Molesworth	WASTEWATER TREATMENT FACILITY*	CM	MILCON	SDWA	\$445	\$1,700	\$1,316	\$0	\$0	\$0
Total RAF MOLESWORTH					\$445	\$1,700	\$1,316	\$0	\$0	\$0

Air Force Total					\$1,231	\$6,300	\$4,198	\$0	\$0	\$0
------------------------	--	--	--	--	----------------	----------------	----------------	------------	------------	------------

UNITED KINGDOM TOTAL					\$1,231	\$6,300	\$4,198	\$0	\$0	\$0
-----------------------------	--	--	--	--	----------------	----------------	----------------	------------	------------	------------