

Ilio

shows you
what to do
if you find
ammo





○ Recognize
○ Retreat
○ Report



Follow Ilio as he shows you
what to do if you find ammo.

To parents and teachers:

This coloring book was developed to promote safety awareness to children who may encounter remnants of military munitions (ammo) while playing or exploring. Discuss with your children any areas where the military may have used munitions or installations on which the military currently trains. You are encouraged to teach your children the 3Rs (Recognize, Retreat, Report) safety message.

Recognize ○ Realize when you may
○ have found ammo

Retreat ○ Do not touch, move, or
○ disturb ammo — carefully
leave the area, but do not run

Report ○ Tell a parent or other adult
○ to call 911

For more information, visit [**https://3Rs.mil**](https://3Rs.mil)

RECOGNIZE


Ilio sees old ammo!



RETREAT


Don't touch it!

Ilio turns and follows his tracks away from the danger.



REPORT

Ilio, with help from an adult, calls 911 and describes what he saw and where he saw it.




Ilio has saved the day!

He remembered the 3Rs of explosives safety:

RECOGNIZE, RETREAT, REPORT

Experts carefully
remove the ammo.



Help Ilio keep your neighborhood safe by quickly reporting any strange items you see.

RECOGNIZE, RETREAT, REPORT



Ilio, our explosives safety expert says,
Remember the 3Rs:



 **R**ecognize
Retreat
Report





<https://3Rs.mil>