

Department of Defense (DoD) installations are often rich in natural assets, including wetlands, rare ecosystems and flora, and threatened and endangered species. Through conservation efforts, DoD maintains the land, water, and airspace needed for military readiness while protecting these valuable resources for current and future generations.

Natural Resource Planning

DoD uses natural resource planning to support the sustained use of and access to natural assets. Natural resource planning ensures that operational requirements are met while minimizing harmful effects on these assets. Installations inventory natural resources to properly determine management needs, characteristics of the assets, and constraints related to military training and testing activities. Integrated Natural Resource Management Plans (INRMPs) are used to manage natural assets on installations. Inventories of biological resources and wetlands enable managers to develop INRMPs that adequately protect the natural assets at DoD installations. Figure G-1 illustrates the progress DoD made in completing biological resources and wetlands inventories. In Fiscal Year (FY) 2006, DoD completed 80 percent of its biological inventories and 87 percent of its wetland inventories. The number of installations required to complete an inventory vary from year to year because of changes to legislative requirements, regulatory status, or the condition of the facility's assets. Installations update their inventories frequently to ensure that information is current. In FY2006, DoD completed the revision of 92 percent of required INRMPs, as shown in Figure G-2.

Installations identify the management needs of threatened and endangered species during the natural resource planning process. The Endangered Species Act (ESA) protects plant and animal species at risk of extinction. Hundreds

of threatened and endangered species inhabit DoD lands. DoD is required to protect these species by preserving the habitat that is crucial to their survival.

Any area that is essential to the conservation of a species can be designated as "critical habitat." The FY2004 National Defense Authorization Act modified the ESA critical habitat provision to allow an approved INRMP to be used by the Department of the Interior in lieu of a critical habitat designation. INRMPs can be more effective than the critical habitat designation because they provide a more holistic approach to species conservation and provide greater flexibility for installations to manage land and assets.

Legacy Resource Management Program

The Legacy Resource Management Program (hereafter, Legacy Program) attempts to balance the use of DoD lands for military training and testing with the need to protect natural and cultural resources. Since its establishment by Congress in 1990, the Legacy Program has provided funding for projects that emphasize leadership in exploring new ideas and implementing innovative technologies for natural and cultural resource management. Under the program, DoD installations work in partnership with federal, state, and local agencies and private groups to conserve natural and cultural assets in a cost-effective and technically sound manner. Legacy Program projects focus on integrated natural resource management, national and international initiatives, historic preservation, invasive species control, monitoring and predicting migratory patterns of birds, and range sustainment. In FY2006, the Legacy Program funded 71 projects totaling approximately \$8.3 million to conserve and protect natural and cultural resources on military installations while preserving military readiness.

Figure G-1

DoD Natural Resource Inventories Completed

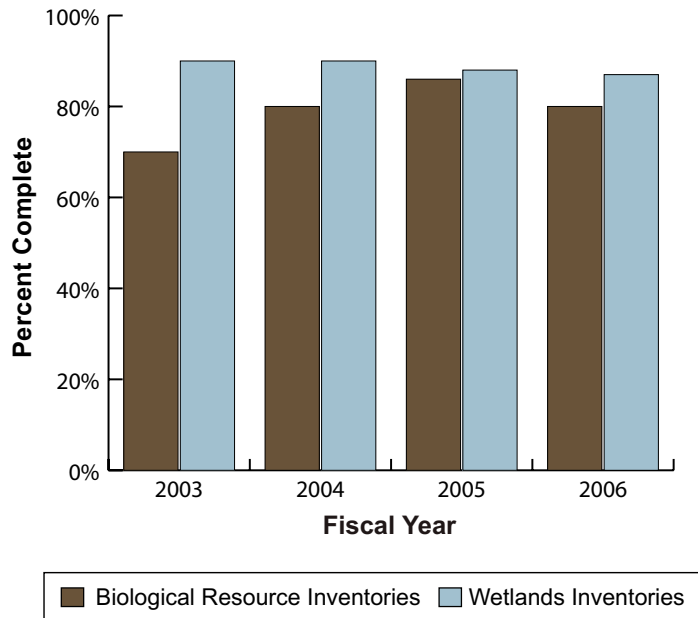
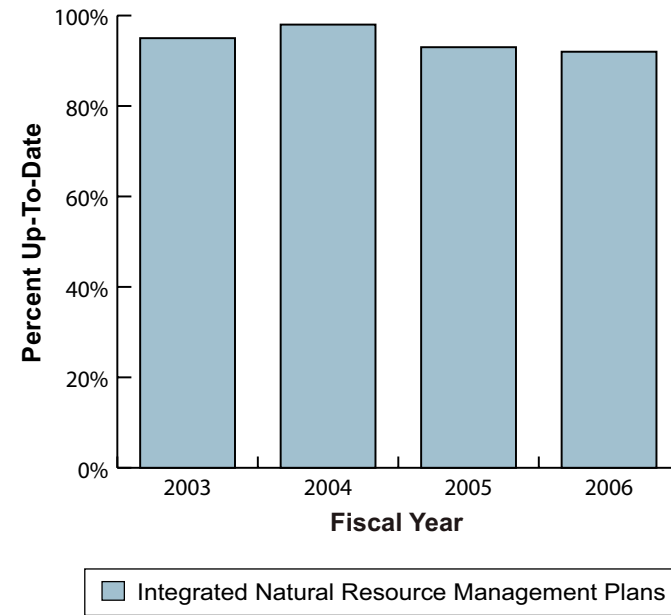


Figure G-2

DoD INRMP Progress



Army

The Army is committed to managing, protecting, and restoring the natural and cultural resources on its installations. In FY2006, the Army completed 133 biological inventories and 149 wetlands inventories. As seen in Figure G-3, the Army completed 67 percent of its biological resource inventories and 77 percent of its wetlands inventories.

Army installations are developing and implementing INRMPs in coordination with other installation management plans and processes. As seen in Figure G-4, 98 percent of installations requiring INRMPs in FY2006 have up-to-date INRMPs completed.

The Army's natural and cultural resource stewardship continues to benefit from the Legacy Program. In FY2006, the Army received over \$1.8 million from the Legacy Program for projects in support of range sustainment and other critical areas.

Also during FY2006, Army Compatible Use Buffers were approved at ten new installations involving over 10,000 acres. These buffers enhance the Army's training mission and protect the environment. In addition, the buffers help promote community partnerships, as the Army worked with stakeholders and received over \$31 millions in funds from partners to accomplish this effort.

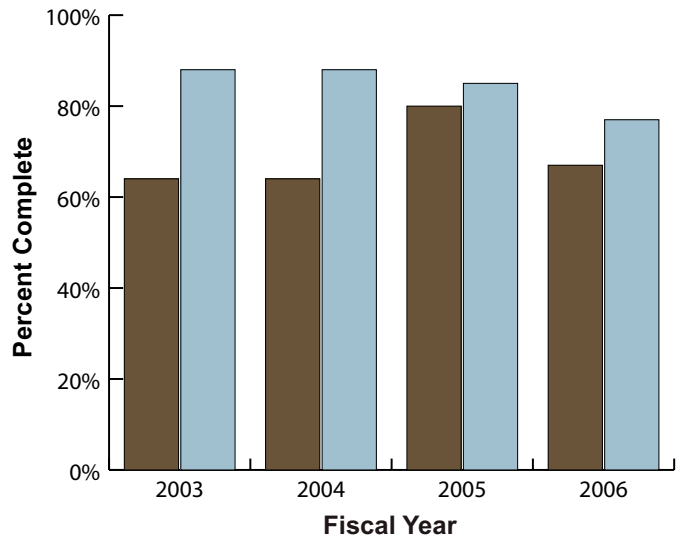
Navy

Navy installations are often rich in natural assets, including threatened and endangered species, wetlands, and rare ecosystems. The Navy's Natural Resources Program provides a framework for managing these natural assets and achieves an overall balance between military readiness and environmental preservation.

The Navy conducts inventory assessments of natural resources to identify the full suite of resources at an installation and to properly manage natural assets. As seen in Figure G-5, the Navy completed 100 percent of both its biological resource and wetlands inventories in FY2006. Such inventory

Figure G-3

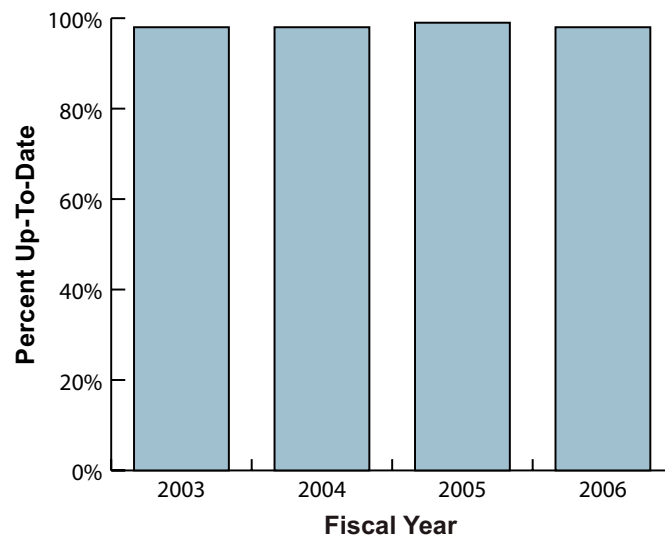
Army Natural Resource Inventories Completed



■ Biological Resource Inventories ■ Wetlands Inventories

Figure G-4

Army INRMP Progress



■ Integrated Natural Resource Management Plans

Figure G-5

Navy Natural Resource Inventories Completed

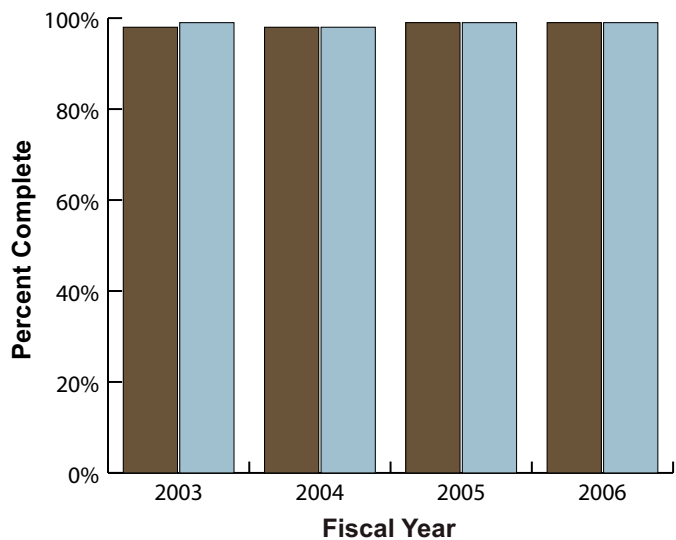
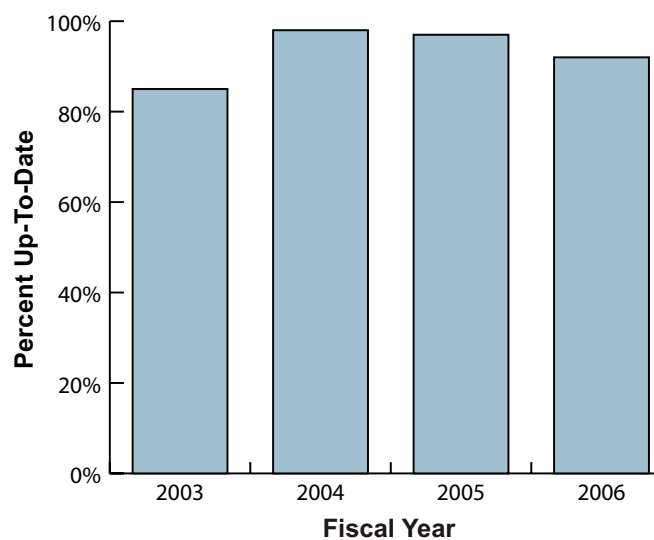


Figure G-6

Navy INRMP Progress



assessments enable the Navy to develop plans that adequately protect natural assets at Navy installations in accordance with DoD guidelines and additional conservation regulations.

Navy installations develop INRMPs to document the natural assets unique to each installation and balance them with mission requirements and recreational and other land use activities. All installation INRMPs are developed and kept current by a group of stakeholders, including training and operations personnel, and are subject to an annual review. In FY2006, 72 of the 78 Navy installations requiring INRMPs had up-to-date and approved plans. As seen in Figure G-6, 92 percent of installations had up-to-date INRMPs completed in FY2006.

The Legacy Program continued to assist the Navy with the protection of natural and cultural resources while supporting military readiness. In FY2006, the Navy received \$746,000 to fund six natural resources projects.

Marine Corps

The Marine Corps is committed to protecting natural resources on its installations. In FY2006, the Marine Corps completed 96 percent of both its biological resource and wetlands inventories, as shown in Figure G-7. As illustrated, the percentage of inventories completed is improving over time.

Marine Corps installations develop INRMPs to document the natural assets unique to each installation and balance them with mission requirements and recreational and other land use activities. As detailed in Figure G-8, 88 percent of required Marine Corps installations had up-to-date INRMPs in FY2006.

Figure G-7

Marine Corps Natural Resource Inventories Completed

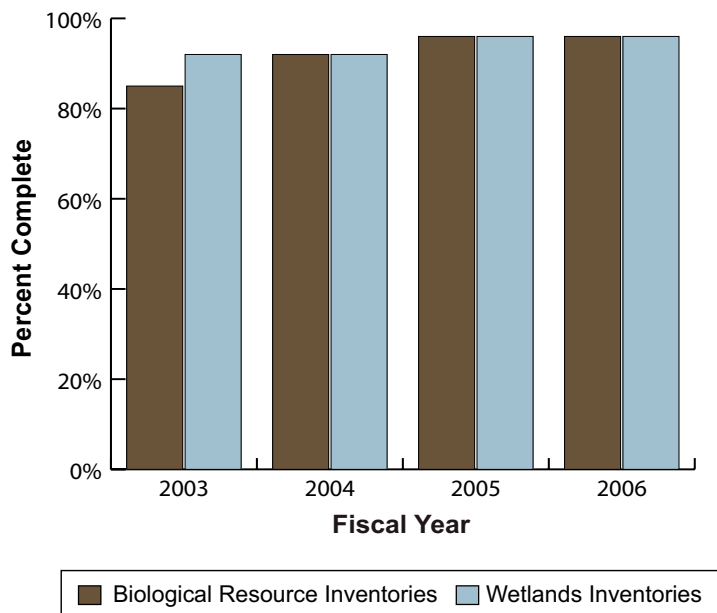
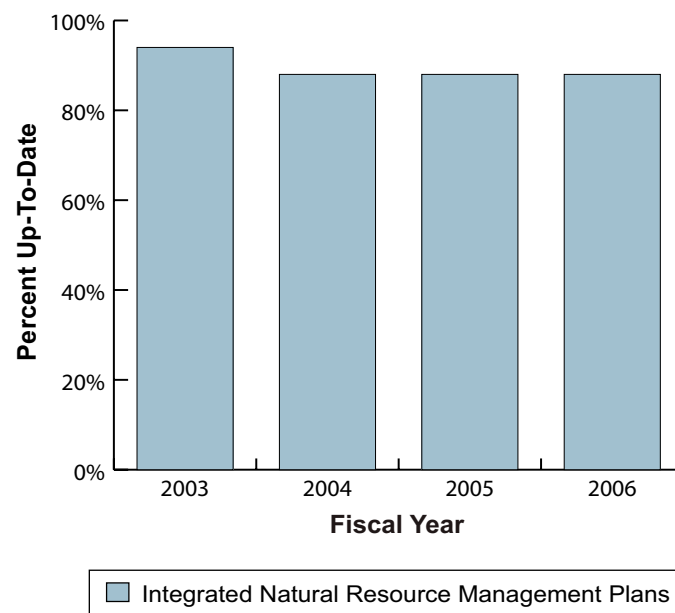


Figure G-8

Marine Corps INRMP Progress



Air Force

The Air Force protects the natural assets located on and near its installations through its Natural Resources Program. Implementation of the Air Force's natural infrastructure management strategy has yielded conservation benefits for DoD, as well as neighboring communities and the environment. As shown in Figure G-9, the Air Force completed 84 percent of its biological resource inventories and 89 percent of wetlands inventories in FY2006. As illustrated in Figure G-10, 84 percent of Air Force installations requiring INRMPs had up-to-date and approved plans in FY2006.

The Air Force uses the Legacy Program to assist in protecting and enhancing resources while supporting military readiness. This program allows the Air Force to fund mission-oriented and cooperative conservation projects that may not be otherwise possible. In FY2006, Air Force received approximately \$490,000 in Legacy Program funds for six natural resource projects. The Air Force will continue to examine requirements and opportunities for appropriate Legacy Program funds in the future.

Figure G-9

Air Force Natural Resource Inventories Completed

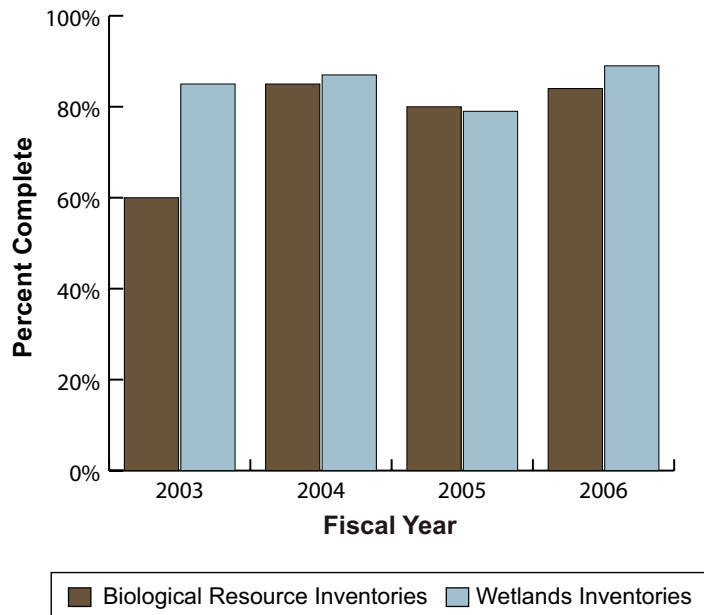
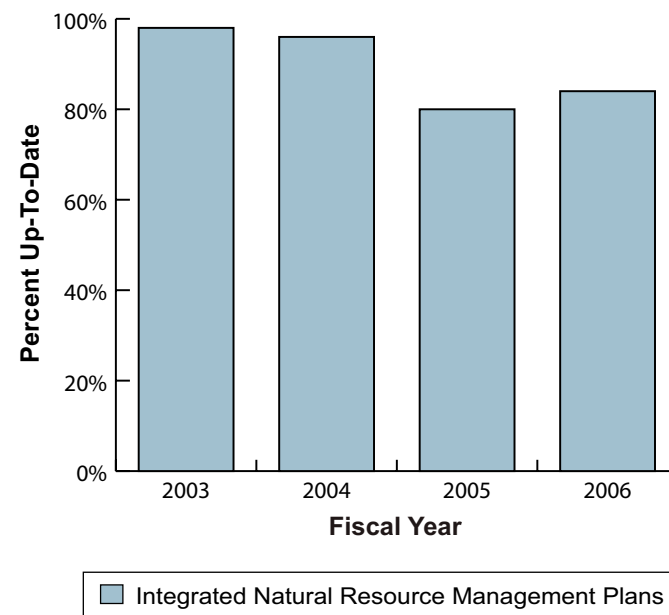


Figure G-10

Air Force INRMP Progress



The Defense Logistics Agency (DLA) is committed to protecting the natural assets located on and near its installations, including plant and animal life, rivers, and wetlands. DLA's natural resources program provides policy and funding to ensure the preservation of military and American heritage. DLA works hard to maintain and preserve natural assets, including threatened and endangered species, wetlands, and rare ecosystems. As shown in Figure G-11, DLA completed 100 percent of both its biological resource and wetlands inventories.

DLA installations prepare and implement INRMPs to manage and maintain natural resources, fish and wildlife conservation, forestry, land management, outdoor recreation, and mission needs. As of September 30, 2006, INRMPs were completed at the Defense Fuel Support Point in San Pedro, California, and the Defense Distribution Depot in Susquehanna, Pennsylvania. DLA completed 100 percent of its INRMPs, as shown in Figure G-12.

The Sikes Act, as amended in 1997, requires DoD installations to prepare INRMPs. These INRMPs assist base commanders in conserving and rehabilitating natural resources while supporting the military mission. Installations must formally review and update these plans every five years.

Installations are required to seek the cooperation of the U.S. Fish and Wildlife Service (FWS) and appropriate state fish and wildlife agencies concerning natural resource management. This requirement ensures that DoD, FWS, and state agencies concur on resource management practices and provides DoD with access to the expert knowledge of FWS and state agencies.

Some installations that have reported INRMPs in the past may no longer be required to report if the installation has closed, is in the process of closing, has been granted an official waiver, or no longer meets the criteria for requiring an INRMP.

Figure G-11

DLA Natural Resource Inventories Completed

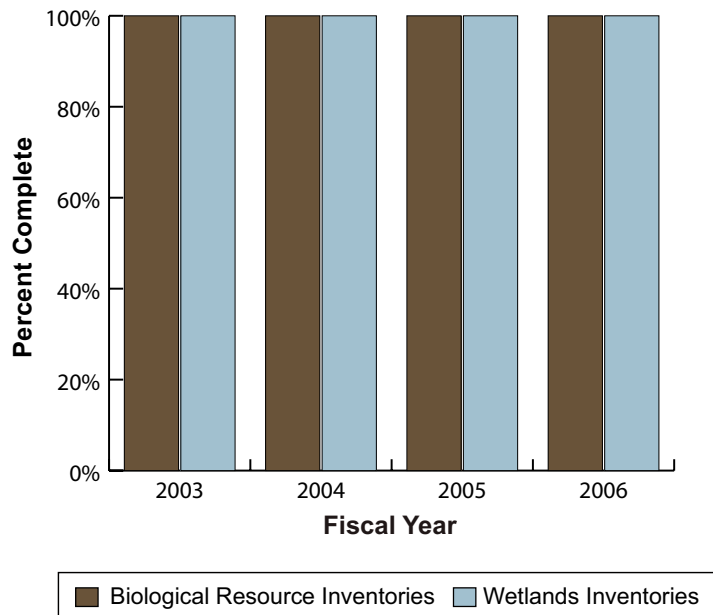
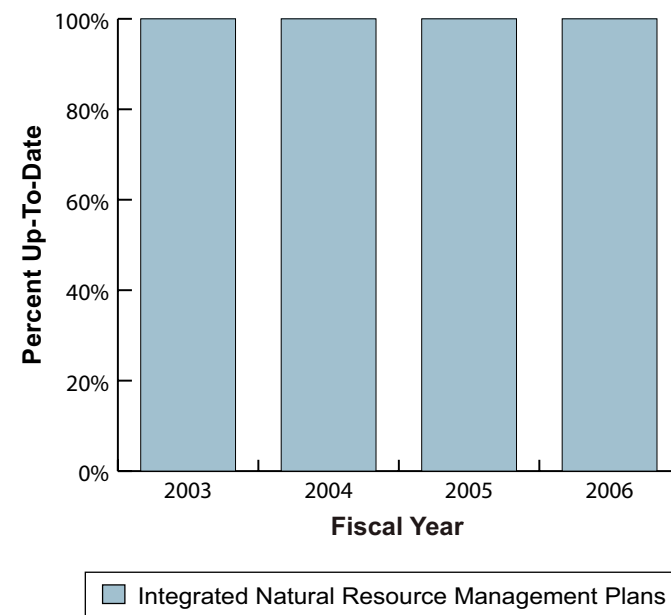


Figure G-12

DLA INRMP Progress



Installations are required to report the status of INRMPs annually. In FY2006, DoD spent approximately \$117.1 million developing and implementing INRMPs, as shown in Figure G-13. Figures G-14 through G-18 reflect the current status of required INRMPs on an installation level, by Service. The data category “Current List of Projects,” refers to whether or not the installation has a current list of projects or methodologies essential to implement the plan’s objectives for the next fiscal year. These data are current as of September 30, 2006.

The number of INRMPs required has decreased because the Components are combining formerly separate INRMPs into new regional INRMPs, For example, the Navy has combined multiple INRMPs into one at the Point Loma complex. Additionally, some installations have closed since FY1996.

Figure G-13

Amount Spent on INRMPs in FY2006 by Component

| DoD Component | Total |
|---------------|----------------------|
| Army | \$71,771,603 |
| Navy | \$8,871,429 |
| Marine Corps | \$12,197,370 |
| Air Force | \$24,154,540 |
| DLA | \$220,000 |
| Total | \$117,214,942 |

Figure G-14

Army FY2006 Sikes Act Reporting¹

| Installation Name | State | Year Most Recent INRMP Completed | Meets Requirements | \$ Spent in FY2006 to Implement INRMP | Coordinated with FWS & State | Current List of Projects | Next INRMP Due |
|---|-------|----------------------------------|--------------------|---------------------------------------|------------------------------|--------------------------|----------------|
| Y = Complete; N = Not Complete, but Required; N/A = Not Applicable | | | | | | | |
| Army | | | | | | | |
| Fort Greely | AK | September 2001 | Y | \$75,000 | N | N | September 2007 |
| Fort Richardson | AK | September 2002 | Y | \$1,700,000 | Y | Y | January 2007 |
| Fort Wainwright | AK | September 2002 | Y | \$1,700,000 | Y | Y | January 2007 |
| Stewart River Training Area | AK | June 2001 | Y | \$103,336 | Y | Y | July 2007 |
| Anniston Army Depot | AL | April 2001 | Y | \$2,000 | Y | Y | December 2007 |
| Pelham Range (formerly Fort McClellan) | AL | September 2001 | Y | \$0 | Y | Y | September 2007 |
| Fort Rucker | AL | March 2001 | Y | \$517 | Y | Y | August 2007 |
| Redstone Arsenal | AL | October 2002 | Y | \$48,600 | Y | Y | October 2008 |
| Camp J.T. Robinson | AR | March 2006 | Y | \$33,000 | Y | Y | October 2011 |
| Fort Chaffee MTC | AR | October 2001 | Y | \$155,000 | Y | Y | November 2007 |
| Pine Bluff Arsenal | AR | November 1999 | Y | \$0 | Y | Y | September 2007 |
| Camp Navajo | AZ | N/A | Y | \$317,763 | N | Y | August 2007 |
| Florence Military Reservation | AZ | N/A | Y | \$204,794 | N | Y | August 2007 |

¹ Installations no longer requiring INRMPs were removed from this report. These include Military Ocean Terminal Oakland, Military Ocean Terminal Bayonne, Price Support Center, Volunteer Army Ammunition Plant, Longhorn Army Ammunition Plant, Camp Barkeley, Cornhusker Army Ammunition Plant, and Sunflower Army Ammunition Plant.

| Installation Name | State | Year Most Recent INRMP Completed | Meets Requirements | \$ Spent in FY2006 to Implement INRMP | Coordinated with FWS & State | Current List of Projects | Next INRMP Due |
|---|-------|----------------------------------|--------------------|---------------------------------------|------------------------------|--------------------------|----------------|
| Y = Complete; N = Not Complete, but Required; N/A = Not Applicable | | | | | | | |
| Army | | | | | | | |
| Fort Huachuca | AZ | November 2001 | Y | \$652,000 | Y | N | November 2007 |
| Yuma Proving Ground | AZ | April 1998 | Y | \$225,000 | Y | N | June 2007 |
| Camp Roberts Training Site | CA | September 2005 | Y | \$202,533 | Y | Y | July 2007 |
| Camp San Luis Obispo | CA | September 2005 | Y | \$56,280 | Y | Y | July 2007 |
| Fort Hunter Liggett | CA | April 2005 | Y | \$1,100,000 | Y | Y | March 2011 |
| Fort Irwin | CA | July 2006 | Y | \$2,414,000 | Y | Y | July 2012 |
| Parks Reserve Forces Training Area | CA | April 2005 | Y | \$1,100,000 | Y | Y | July 2010 |
| Presidio of Monterey | CA | October 2001 | Y | \$74,000 | Y | Y | June 2007 |
| Sierra Army Depot | CA | October 2001 | Y | \$0 | Y | Y | May 2007 |
| Fort Carson | CO | May 2003 | Y | \$2,581,411 | Y | Y | June 2007 |
| Pueblo Depot Activity | CO | July 2001 | Y | \$158,000 | Y | Y | March 2007 |
| Camp Hartell | CT | October 2001 | Y | \$7,875 | Y | Y | December 2007 |
| Camp Rowland | CT | October 2001 | Y | \$7,875 | Y | Y | December 2007 |
| East Haven Rifle Range | CT | October 2001 | Y | \$7,875 | Y | Y | December 2007 |
| Stones Ranch Military Reservation | CT | October 2001 | Y | \$7,875 | Y | Y | December 2007 |
| Bethany Beach Training Site | DE | July 2001 | Y | \$65,790 | Y | Y | July 2007 |
| New Castle Rifle Range/Training Site | DE | July 2001 | Y | \$0 | N | Y | July 2007 |
| Camp Blanding | FL | February 2000 | Y | \$24,174 | Y | Y | July 2007 |
| Fort Benning | GA | September 2001 | Y | \$4,099,000 | Y | Y | September 2007 |
| Fort Gordon | GA | November 2005 | Y | \$845,542 | Y | Y | November 2010 |
| Fort Stewart | GA | September 2001 | Y | \$3,223,670 | Y | Y | December 2007 |
| Dillingham Military Reservation | HI | August 2001 | Y | \$0 | Y | Y | December 2007 |
| Kahuku Training Area | HI | August 2001 | Y | \$70,862 | Y | Y | December 2007 |
| Kawailoa Training Area | HI | August 2001 | Y | \$412,758 | Y | Y | December 2007 |
| Keaukaha Military Reservation | HI | November 2001 | Y | \$154,315 | Y | Y | November 2007 |
| Kekaha Wets | HI | November 2001 | Y | \$154,315 | Y | Y | November 2007 |
| Makua Military Reservation | HI | August 2001 | Y | \$3,127,708 | Y | Y | December 2007 |

| Installation Name | State | Year Most Recent INRMP Completed | Meets Requirements | \$ Spent in FY2006 to Implement INRMP | Coordinated with FWS & State | Current List of Projects | Next INRMP Due |
|---|-------|----------------------------------|--------------------|---------------------------------------|------------------------------|--------------------------|----------------|
| Y = Complete; N = Not Complete, but Required; N/A = Not Applicable | | | | | | | |
| Army | | | | | | | |
| Pohakuloa Training Area | HI | August 2001 | Y | \$3,936,996 | Y | Y | December 2007 |
| Schofield Barracks Military Reservation | HI | August 2001 | Y | \$1,008,965 | Y | Y | December 2007 |
| Ukumehame | HI | November 2001 | Y | \$154,315 | Y | Y | November 2007 |
| Waiawa Gulch (Pearl City) | HI | November 2001 | Y | \$154,315 | Y | Y | November 2007 |
| Camp Dodge Training Site | IA | October 2001 | Y | \$17,000 | Y | Y | October 2007 |
| Iowa Army Ammunition Plant | IA | March 2001 | Y | \$488,000 | Y | Y | June 2007 |
| Orchard Range Training Site | ID | September 2004 | Y | \$807,513 | Y | Y | August 2009 |
| Joliet LTA | IL | July 2002 | Y | \$61,300 | Y | N | August 2008 |
| Marseilles | IL | December 2001 | Y | \$0 | Y | Y | December 2007 |
| Rock Island Arsenal | IL | April 2006 | Y | \$0 | Y | Y | April 2011 |
| Atterbury Training Site | IN | September 2001 | Y | \$114,807 | Y | Y | September 2008 |
| Indiana Army Ammunition Plant | IN | December 1997 | N/A | \$0 | N/A | N/A | December 2006 |
| Kingsbury LTA | IN | January 2003 | Y | \$469,013 | Y | Y | October 2008 |
| Newport Chemical Activity* | IN | October 2001 | Y | \$134,347 | Y | N | N/A |
| Fort Leavenworth | KS | September 2000 | Y | \$0 | Y | N | June 2007 |
| Fort Riley | KS | October 2001 | Y | \$1,326,800 | Y | Y | June 2007 |
| Kansas Army Ammunition Plant* | KS | October 2005 | Y | \$123,500 | Y | Y | N/A |
| Smokey Hill Training Area | KS | November 2001 | Y | \$31,500 | Y | Y | October 2007 |
| Artemus | KY | January 2003 | Y | \$41,532 | Y | Y | March 2008 |
| Blue Grass Army Depot | KY | January 2000 | Y | \$114,000 | Y | Y | May 2007 |
| Eastern Kentucky Wets | KY | January 2003 | Y | \$39,384 | Y | Y | January 2009 |
| Fort Campbell | KY | May 1999 | Y | \$436,500 | Y | Y | July 2007 |
| Fort Knox | KY | June 2002 | Y | \$73,000 | Y | Y | January 2008 |
| W.H. Ford Regional Training Center | KY | January 2003 | Y | \$207,669 | Y | Y | January 2009 |
| Camp Beauregard | LA | January 2003 | Y | \$71,000 | Y | Y | March 2008 |

* Because of BRAC closures, Kansas Army Ammunition Plant, Badger Army Ammunition Plant, Newport Chemical Activity, Mississippi Army Ammunition Plant, Fort Monmouth - Main Post, Umatilla Depot Activity, Deseret Chemical Depot, and Fort Monroe will not report INRMP status in the future.

| Installation Name | State | Year Most Recent INRMP Completed | Meets Requirements | \$ Spent in FY2006 to Implement INRMP | Coordinated with FWS & State | Current List of Projects | Next INRMP Due |
|---|-------|----------------------------------|--------------------|---------------------------------------|------------------------------|--------------------------|----------------|
| Y = Complete; N = Not Complete, but Required; N/A = Not Applicable | | | | | | | |
| Army | | | | | | | |
| Camp Mindin (formerly Louisiana Army Ammunition Plant) | LA | October 2001 | Y | \$60,000 | Y | Y | November 2007 |
| Camp Villere Training Site | LA | November 2001 | Y | \$25,000 | Y | Y | November 2007 |
| Fort Polk | LA | September 2005 | Y | \$540,320 | Y | Y | October 2009 |
| Camp Edwards | MA | October 2001 | Y | \$70,500 | Y | Y | June 2007 |
| Devens Reserve Forces Training Area | MA | October 2005 | Y | \$50,000 | Y | Y | October 2009 |
| Aaron Strauss Area | MD | August 2001 | Y | \$5,000 | Y | Y | August 2007 |
| Aberdeen Proving Ground (AA) | MD | August 2001 | Y | \$3,004,249 | Y | Y | June 2007 |
| Adelphi Laboratory Center | MD | May 2002 | Y | \$0 | Y | Y | November 2007 |
| Fort Detrick | MD | September 2001 | Y | \$69,000 | Y | Y | December 2007 |
| Fort George G. Meade | MD | August 1999 | Y | \$0 | Y | Y | June 2007 |
| Caswell Training Site | ME | August 2001 | Y | \$2,098 | Y | Y | August 2007 |
| Riley-Bog Brook Training Site | ME | August 2001 | Y | \$0 | Y | Y | April 2007 |
| Camp Grayling | MI | November 2001 | Y | \$0 | Y | Y | November 2007 |
| Fort Custer Training Center | MI | September 2001 | Y | \$150,000 | Y | Y | September 2007 |
| Camp Ripley | MN | December 2003 | Y | \$104,983 | Y | Y | December 2009 |
| Twin Cities Army Ammunition Plant | MN | N/A | Y | \$33,990 | N | Y | June 2007 |
| Camp Clark | MO | October 2001 | N | \$84,000 | N | N | October 2007 |
| Camp Crowder | MO | October 2001 | N | \$167,000 | N | N | October 2007 |
| Fort Leonard Wood | MO | October 2000 | Y | \$125,000 | Y | Y | June 2007 |
| Lake City Army Ammunition Plant | MO | April 1998 | N | \$0 | N | N | April 2010 |
| Macon Training Site | MO | October 2001 | N | \$160,000 | N | N | October 2007 |
| Truman Reservoir Training Site | MO | October 2001 | N | \$17,000 | N | N | October 2007 |
| Wappapello Training Site | MO | October 2001 | N | \$12,000 | N | N | June 2007 |
| Camp McCain Training Site | MS | August 2001 | Y | \$165,000 | Y | Y | June 2007 |
| Camp Shelby | MS | August 2001 | Y | \$1,436,100 | Y | Y | June 2007 |
| Mississippi Army Ammunition Plant* | MS | June 1999 | N | \$0 | N | N | N/A |

* Because of BRAC closures, Kansas Army Ammunition Plant, Badger Army Ammunition Plant, Newport Chemical Activity, Mississippi Army Ammunition Plant, Fort Monmouth - Main Post, Umatilla Depot Activity, Deseret Chemical Depot, and Fort Monroe will not report INRMP status in the future.

| Installation Name | State | Year Most Recent INRMP Completed | Meets Requirements | \$ Spent in FY2006 to Implement INRMP | Coordinated with FWS & State | Current List of Projects | Next INRMP Due |
|---|-------|----------------------------------|--------------------|---------------------------------------|------------------------------|--------------------------|----------------|
| Y = Complete; N = Not Complete, but Required; N/A = Not Applicable | | | | | | | |
| Army | | | | | | | |
| Fort Harrison | MT | October 2001 | Y | \$54,000 | Y | N | October 2007 |
| Limestone Hills Training Range | MT | October 2001 | Y | \$60,750 | Y | N | October 2007 |
| Camp Butler Training Site | NC | October 2001 | Y | \$6,000 | Y | Y | October 2007 |
| Fort Bragg | NC | November 2001 | Y | \$4,089,209 | Y | Y | November 2007 |
| Military Ocean Terminal Sunny Point | NC | N/A | Y | \$100,000 | Y | Y | April 2007 |
| Garrison Training Area | ND | November 2001 | Y | \$0 | Y | Y | November 2007 |
| Camp Grafton | ND | November 2001 | Y | \$117,271 | Y | Y | November 2007 |
| 89th Regional Support Command - Mead LTA | NE | October 2004 | Y | \$0 | Y | Y | October 2009 |
| Camp Ashland Training Site | NE | September 2001 | Y | \$0 | Y | Y | September 2007 |
| Hastings Training Site | NE | September 2001 | Y | \$24,400 | Y | Y | September 2007 |
| Mead Training Site | NE | May 2004 | Y | \$100,000 | Y | Y | March 2008 |
| ARDEC Picatinny Arsenal | NJ | May 2001 | Y | \$9,000 | Y | Y | June 2007 |
| Fort Monmouth - Main Post* | NJ | December 1999 | Y | \$0 | Y | Y | N/A |
| USATC & Fort Dix | NJ | January 2001 | Y | \$461,000 | Y | Y | May 2010 |
| Camel Tracks | NM | October 2001 | Y | \$50,000 | Y | Y | March 2008 |
| Carlsbad Training Site | NM | November 2001 | Y | \$60,000 | Y | Y | November 2007 |
| Deming Training Site | NM | November 2001 | Y | \$109,409 | Y | Y | November 2007 |
| Roswell Training Site | NM | November 2001 | Y | \$100,000 | Y | Y | November 2007 |
| White Sands Missile Range | NM | November 2001 | Y | \$2,216,000 | Y | N | August 2007 |
| Hawthorne Army Ammunition Plant | NV | July 1998 | Y | \$0 | Y | N | September 2007 |
| Stead Training Site | NV | September 2001 | Y | \$14,000 | Y | Y | September 2007 |
| Camp Smith Training Site | NY | October 2001 | Y | \$0 | Y | Y | March 2007 |
| Fort Drum | NY | November 2001 | Y | \$159,612 | Y | Y | December 2007 |
| Guilderland Weekend Training Site | NY | October 2001 | Y | \$0 | Y | Y | March 2007 |
| West Point Military Reservation | NY | January 2004 | Y | \$753,860 | Y | Y | May 2008 |

* Because of BRAC closures, Kansas Army Ammunition Plant, Badger Army Ammunition Plant, Newport Chemical Activity, Mississippi Army Ammunition Plant, Fort Monmouth - Main Post, Umatilla Depot Activity, Deseret Chemical Depot, and Fort Monroe will not report INRMP status in the future.

| Installation Name | State | Year Most Recent INRMP Completed | Meets Requirements | \$ Spent in FY2006 to Implement INRMP | Coordinated with FWS & State | Current List of Projects | Next INRMP Due |
|---|-------|----------------------------------|--------------------|---------------------------------------|------------------------------|--------------------------|----------------|
| Y = Complete; N = Not Complete, but Required; N/A = Not Applicable | | | | | | | |
| Army | | | | | | | |
| Youngstown Training Site | NY | October 2001 | Y | \$0 | Y | Y | March 2007 |
| Newton Falls TS (formerly Ravenna Army Ammunition Plant) | OH | November 2001 | Y | \$393,899 | Y | Y | November 2007 |
| Camp Gruber Training Site | OK | May 2005 | Y | \$399,000 | Y | Y | May 2010 |
| Fort Sill | OK | November 2003 | Y | \$858,562 | Y | Y | November 2009 |
| McAlester Army Ammunition Plant | OK | August 2005 | Y | \$0 | Y | Y | August 2010 |
| Camp Adair | OR | August 2001 | Y | \$4,972 | Y | Y | August 2007 |
| Camp Oregon Training Site | OR | November 2001 | Y | \$0 | Y | Y | November 2007 |
| Camp Rilea | OR | June 2001 | Y | \$15,080 | Y | Y | June 2007 |
| Umatilla Depot Activity* | OR | September 1997 | Y | \$5,000 | Y | Y | N/A |
| Letterkenny Army Depot | PA | February 2001 | Y | \$204,000 | Y | Y | December 2007 |
| 99th Regional Support Command HQ - Geveva LTA | PA | October 2004 | Y | \$133,000 | Y | Y | October 2009 |
| Fort Indiantown Gap | PA | March 2002 | Y | \$1,136,956 | Y | Y | April 2008 |
| Raven Rock Site | PA | May 2005 | Y | \$3,000 | N | Y | May 2010 |
| Camp Santiago Training Site | PR | March 2001 | Y | \$670,000 | Y | Y | April 2007 |
| Fort Buchanan | PR | October 2005 | Y | \$82,000 | Y | Y | October 2011 |
| Camp Fogarty Training Site | RI | November 2001 | Y | \$55,000 | Y | Y | November 2007 |
| Clark Hills Training Site | SC | October 2001 | Y | \$47,000 | Y | Y | August 2007 |
| Fort Jackson | SC | June 2004 | Y | \$1,714,000 | Y | Y | September 2010 |
| Leesburg Training Site | SC | October 2001 | Y | \$128,000 | Y | Y | July 2007 |
| Camp Rapid MTA | SD | June 2001 | Y | \$15,000 | Y | Y | March 2007 |
| Catoosa Training Site | TN | October 2001 | Y | \$384,333 | N | Y | October 2007 |
| Holston Army Ammunition Plant | TN | October 2000 | Y | \$100,000 | Y | Y | December 2007 |
| Grubbs/Kyle Training Site (formerly Smyrna Training Site) | TN | October 2001 | Y | \$126,000 | N | Y | October 2007 |
| Milan Army Ammunition Plant | TN | June 2005 | Y | \$293,147 | Y | Y | January 2010 |

* Because of BRAC closures, Kansas Army Ammunition Plant, Badger Army Ammunition Plant, Newport Chemical Activity, Mississippi Army Ammunition Plant, Fort Monmouth - Main Post, Umatilla Depot Activity, Deseret Chemical Depot, and Fort Monroe will not report INRMP status in the future.

| Installation Name | State | Year Most Recent INRMP Completed | Meets Requirements | \$ Spent in FY2006 to Implement INRMP | Coordinated with FWS & State | Current List of Projects | Next INRMP Due |
|---|-------|----------------------------------|--------------------|---------------------------------------|------------------------------|--------------------------|----------------|
| Y = Complete; N = Not Complete, but Required; N/A = Not Applicable | | | | | | | |
| Army | | | | | | | |
| Milan Training Site | TN | October 2001 | Y | \$125,000 | Y | Y | June 2007 |
| Tullahoma Training Site | TN | October 2001 | Y | \$995,000 | Y | Y | October 2007 |
| Camp Bowie | TX | November 2001 | Y | \$158,249 | Y | Y | November 2007 |
| Camp Bullis | TX | November 2001 | Y | Included with Fort Sam Houston | Y | Y | August 2007 |
| Camp Maxey | TX | November 2001 | Y | \$127,384 | Y | Y | November 2007 |
| Camp Swift | TX | October 2001 | Y | \$159,990 | Y | Y | October 2007 |
| Fort Bliss | TX | November 2001 | Y | \$895,000 | Y | Y | December 2007 |
| Fort Hood | TX | November 2006 | Y | \$4,117,000 | Y | Y | November 2012 |
| Fort Sam Houston | TX | November 2001 | Y | \$575,000 | Y | Y | August 2007 |
| Fort Wolters | TX | July 2006 | Y | \$176,381 | Y | Y | July 2011 |
| Lone Star Army Ammunition Plant | TX | March 2006 | Y | \$0 | Y | Y | December 2009 |
| Red River Army Depot | TX | March 2006 | Y | \$75,000 | Y | Y | March 2012 |
| Camp Williams | UT | November 2001 | Y | \$242,000 | Y | Y | June 2007 |
| Deseret Chemical Depot* | UT | October 2000 | Y | \$0 | Y | Y | N/A |
| Dugway Proving Ground | UT | November 2001 | Y | \$0 | Y | Y | March 2007 |
| Tooele Army Depot | UT | November 2001 | Y | \$0 | Y | Y | September 2007 |
| Fort A.P. Hill | VA | Underway | Y | \$42,493 | N | Y | October 2007 |
| Fort Belvoir | VA | December 2001 | Y | \$679,010 | Y | Y | October 2008 |
| Fort Eustis | VA | September 2005 | Y | \$264,080 | Y | Y | May 2010 |
| Fort Lee | VA | January 1998 | Y | \$30,000 | Y | Y | August 2007 |
| Fort Monroe* | VA | June 2001 | Y | \$112,000 | Y | Y | N/A |
| Fort Pickett ARNG | VA | November 2001 | Y | \$505,200 | Y | Y | June 2007 |
| Fort Story | VA | February 2006 | Y | \$0 | Y | Y | July 2010 |
| Radford Army Ammunition Plant | VA | June 2005 | Y | \$0 | Y | Y | June 2011 |
| Camp Johnson - VTARNG | VT | October 2001 | Y | \$122,000 | Y | Y | March 2008 |

* Because of BRAC closures, Kansas Army Ammunition Plant, Badger Army Ammunition Plant, Newport Chemical Activity, Mississippi Army Ammunition Plant, Fort Monmouth - Main Post, Umatilla Depot Activity, Deseret Chemical Depot, and Fort Monroe will not report INRMP status in the future.

| Installation Name | State | Year Most Recent INRMP Completed | Meets Requirements | \$ Spent in FY2006 to Implement INRMP | Coordinated with FWS & State | Current List of Projects | Next INRMP Due |
|---|-------|----------------------------------|--------------------|---------------------------------------|------------------------------|--------------------------|----------------|
| Y = Complete; N = Not Complete, but Required; N/A = Not Applicable | | | | | | | |
| Army | | | | | | | |
| Ethan Allen Firing Range | VT | October 2001 | Y | \$206,000 | Y | Y | March 2008 |
| Fort Lewis | WA | January 2001 | Y | \$876,000 | Y | N | February 2007 |
| Yakima Training Center | WA | January 2002 | Y | \$2,399,838 | Y | Y | August 2007 |
| Badger Army Ammunition Plant* | WI | June 1999 | Y | \$0 | Y | N/A | N/A |
| Fort McCoy | WI | February 2006 | Y | \$1,679,000 | Y | Y | October 2009 |
| TS Camp Wismer | WI | October 2001 | Y | \$33,000 | Y | Y | October 2007 |
| Camp Dawson | WY | November 2001 | Y | \$533,254 | N | Y | November 2007 |
| Camp Guernsey | WY | August 2001 | Y | \$185,300 | Y | Y | March 2007 |
| Lander Training Site | WY | August 2001 | Y | \$200 | Y | Y | March 2007 |
| Lovell LTA | WY | August 2001 | Y | \$200 | Y | Y | March 2007 |
| Sheridan LTA | WY | August 2001 | Y | \$0 | Y | Y | March 2007 |

* Because of BRAC closures, Kansas Army Ammunition Plant, Badger Army Ammunition Plant, Newport Chemical Activity, Mississippi Army Ammunition Plant, Fort Monmouth - Main Post, Umatilla Depot Activity, Deseret Chemical Depot, and Fort Monroe will not report INRMP status in the future.

Figure G-15
Navy FY2006 Sikes Act Reporting²

| Installation Name | State | Year Most Recent INRMP Completed | Meets Requirements | \$ Spent in FY2006 to Implement INRMP | Coordinated with FWS & State | Current List of Projects | Next INRMP Due |
|---|-------|----------------------------------|--------------------|---------------------------------------|------------------------------|--------------------------|----------------|
| Y = Complete; N = Not Complete, but Required; N/A = Not Applicable | | | | | | | |
| Navy | | | | | | | |
| Naval Observatory Flagstaff | AZ | 2002 | Y | \$89,000 | Y | Y | 2007 |
| Naval Air Facility El Centro | CA | 2001 | Y | \$0 | Y | Y | 2006 |
| Naval Air Station Lemoore | CA | 2002 | Y | \$42,568 | Y | Y | 2007 |
| Naval Air Weapons Station China Lake | CA | 2002 | Y | \$228,435 | Y | Y | 2007 |
| Coronado Complex | CA | 2002 | Y | \$532,707 | Y | Y | 2007 |
| Naval Auxiliary Landing Field San Clemente Island | CA | 2002 | Y | \$3,147,001 | Y | Y | 2007 |
| Naval Base Ventura County (Point Mugu) | CA | 2002 | Y | \$531,623 | Y | Y | 2007 |
| Naval Construction Battalion Center Port Hueneme | CA | 2002 | Y | \$10,000 | Y | Y | 2007 |
| Naval Medical Center San Diego | CA | 2002 | Y | \$0 | Y | Y | 2007 |
| Naval Postgraduate School Monterey | CA | 2002 | Y | \$11,175 | Y | Y | 2007 |
| Naval Station San Diego | CA | 2002 | Y | \$42,486 | Y | Y | 2007 |
| Naval Supply Center Fuel Depot, San Pedro | CA | 2002 | Y | \$0 | Y | Y | 2007 |
| Naval Transmitting Facility Dixon | CA | 2003 | Y | \$0 | Y | Y | 2008 |
| Naval Warfare Assessment Station Corona | CA | 2005 | Y | \$0 | Y | Y | 2010 |
| Naval Weapons Station Fallbrook Annex | CA | 2006 | Y | \$0 | Y | Y | 2011 |
| Naval Weapons Station Seal Beach | CA | 2001 | Y | \$14,070 | Y | Y | 2006 |
| Naval Weapons Station Seal Beach, Det. Concord | CA | 2005 | Y | \$0 | Y | Y | 2010 |
| Outlying Field San Nicolas Island | CA | 2006 | Y | \$0 | Y | Y | 2011 |
| Point Loma Complex | CA | 2002 | Y | \$173,254 | Y | Y | 2007 |
| San Diego Bay INRMP | CA | 2002 | Y | \$0 | Y | Y | 2007 |
| Naval Submarine Base New London | CT | 2004 | Y | \$0 | Y | Y | 2009 |

² Portsmouth Naval Shipyard, Naval Air Facility/EMA Vieques Island, and Naval Station Roosevelt Roads no longer require INRMPs.

| Installation Name | State | Year Most Recent INRMP Completed | Meets Requirements | \$ Spent in FY2006 to Implement INRMP | Coordinated with FWS & State | Current List of Projects | Next INRMP Due |
|---|-------|----------------------------------|--------------------|---------------------------------------|------------------------------|--------------------------|----------------|
| Y = Complete; N = Not Complete, but Required; N/A = Not Applicable | | | | | | | |
| Navy | | | | | | | |
| Commander, Naval District Washington | DC | 2001 | Y | \$25,700 | Y | Y | 2006 |
| Fleet Industrial Supply Center Jacksonville | FL | 2001 | Y | \$0 | Y | Y | 2006 |
| Naval Air Station Jacksonville | FL | 2001 | Y | \$10,500 | Y | Y | 2006 |
| Naval Air Station Key West | FL | 2001 | Y | \$107,713 | Y | Y | 2006 |
| Naval Air Station Pensacola | FL | 2001 | Y | \$76,140 | Y | Y | 2006 |
| Naval Air Station Whiting Field | FL | 2001 | Y | \$94,500 | Y | Y | 2006 |
| Naval Coastal Systems Station Panama City | FL | 2001 | Y | \$0 | Y | Y | 2006 |
| Naval Station Mayport | FL | 2001 | Y | \$25,466 | Y | Y | 2006 |
| Naval Submarine Base Kings Bay | GA | 2001 | Y | \$57,709 | Y | Y | 2006 |
| Commander, Naval Activities Marianas/Guam | GU | 2001 | Y | \$1,345,602 | Y | Y | 2006 |
| Naval Command Area Master Station, Eastern Pacific | HI | 2002 | Y | \$68,000 | Y | Y | 2007 |
| Naval Magazine (HQ) Pearl Harbor | HI | 2002 | Y | \$226,000 | Y | Y | 2007 |
| Naval Station Pearl Harbor | HI | 2002 | Y | \$0 | Y | Y | 2007 |
| Pacific Missile Range Facility Barking Sands | HI | 2001 | Y | \$113,000 | Y | Y | 2006 |
| Naval Surface Warfare Center, Carderock Division, Bayview Det. | ID | 2004 | Y | \$0 | Y | Y | 2009 |
| Naval Training Center Great Lakes | IL | 2001 | Y | \$45,237 | Y | Y | 2006 |
| Naval Surface Warfare Center Crane | IN | 2001 | Y | \$0 | Y | Y | 2006 |
| Naval Air Station JRB New Orleans | LA | 2001 | Y | \$0 | Y | Y | 2006 |
| Naval Air Station Patuxent River | MD | 2002 | Y | \$326,381 | Y | Y | 2007 |
| Naval Research Lab Chesapeake Bay Det. | MD | 2003 | Y | \$0 | Y | Y | 2008 |
| Naval Surface Warfare Center Carderock Division | MD | 2001 | Y | \$16,392 | Y | Y | 2006 |
| Naval Surface Warfare Center Indian Head | MD | 2001 | Y | \$150,119 | Y | Y | 2006 |

| Installation Name | State | Year Most Recent INRMP Completed | Meets Requirements | \$ Spent in FY2006 to Implement INRMP | Coordinated with FWS & State | Current List of Projects | Next INRMP Due |
|---|-------|----------------------------------|--------------------|---------------------------------------|------------------------------|--------------------------|----------------|
| Y = Complete; N = Not Complete, but Required; N/A = Not Applicable | | | | | | | |
| Navy | | | | | | | |
| U.S. Naval Academy | MD | 2001 | Y | \$45,079 | Y | Y | 2006 |
| Naval Air Station Brunswick | ME | 2001 | Y | \$1,000 | Y | Y | 2006 |
| NSERE Rangeley | ME | 2002 | Y | \$0 | Y | Y | 2007 |
| Naval Air Station Meridian | MS | 2000 | Y | \$60,768 | Y | Y | 2006 |
| Naval Construction Battalion Center Gulfport | MS | 2001 | Y | \$0 | Y | Y | 2006 |
| Naval Station Pascagoula | MS | 2001 | Y | \$0 | Y | Y | 2006 |
| Defense Training Area Harvey Point | NC | 2002 | Y | \$0 | Y | Y | 2007 |
| Naval Air Warfare Center/ Aircraft Div Lakehurst | NJ | 2003 | Y | \$0 | Y | Y | 2008 |
| Naval Weapons Station Earle | NJ | 2002 | Y | \$0 | Y | Y | 2007 |
| Naval Air Station Fallon | NV | 2001 | Y | \$235,988 | Y | Y | 2006 |
| Naval Weapons Systems Training Facility Boardman | OR | 1999 | Y | \$21,500 | Y | Y | 2006 |
| Naval Air Station Willow Grove | PA | 2003 | Y | \$10,000 | Y | Y | 2008 |
| Naval Station Newport | RI | 2005 | Y | \$0 | Y | Y | 2010 |
| Naval Weapons Station Charleston | SC | 2003 | Y | \$139,091 | Y | Y | 2008 |
| NSA Mid-South (formerly NSA Memphis) | TN | 2001 | Y | \$0 | Y | Y | 2006 |
| Naval Air Station Corpus Christi | TX | 2001 | Y | \$0 | Y | Y | 2006 |
| Naval Air Station JRB Ft. Worth | TX | 2005 | Y | \$0 | Y | Y | 2010 |
| Naval Air Station Kingsville | TX | 2001 | Y | \$0 | Y | Y | 2006 |
| Naval Station Ingleside | TX | 2001 | Y | \$0 | Y | Y | 2006 |
| Armed Forces Exp Training Activity Camp Peary | VA | 2005 | Y | \$0 | Y | Y | 2010 |
| Fleet Combat Training Center, Atlantic (Dam Neck) | VA | 2005 | Y | \$16,030 | Y | Y | 2010 |
| Naval Air Station Oceana (including Fentress) | VA | 2001 | Y | \$129,282 | Y | Y | 2006 |
| Naval Amphibious Base Little Creek | VA | 2004 | Y | \$538,948 | Y | Y | 2009 |

| Installation Name | State | Year Most Recent INRMP Completed | Meets Requirements | \$ Spent in FY2006 to Implement INRMP | Coordinated with FWS & State | Current List of Projects | Next INRMP Due |
|---|-------|----------------------------------|--------------------|---------------------------------------|------------------------------|--------------------------|----------------|
| Y = Complete; N = Not Complete, but Required; N/A = Not Applicable | | | | | | | |
| Navy | | | | | | | |
| Naval Security Group Activity Northwest | VA | 2005 | Y | \$0 | Y | Y | 2010 |
| Naval Surface Warfare Center Dahlgren | VA | 2001 | Y | \$89,877 | Y | Y | 2006 |
| Naval Weapons Station Yorktown | VA | 2005 | Y | \$8,658 | Y | Y | 2010 |
| Fleet Industrial Supply Center Puget Sound (Manchester) | WA | 2003 | Y | \$0 | Y | Y | 2008 |
| Naval Air Station Whidbey Island | WA | 1996 | Y | \$64,430 | Y | Y | 2006 |
| Naval Hospital Bremerton | WA | 2005 | Y | \$0 | Y | Y | 2010 |
| Naval Magazine Indian Island | WA | 1997 | Y | \$0 | Y | Y | 2006 |
| Naval Radio Station (T) Jim Creek | WA | 2002 | Y | \$0 | Y | Y | 2007 |
| Naval Station Everett | WA | 1998 | Y | \$0 | Y | Y | 2006 |
| Naval Submarine Base Bangor | WA | 2001 | Y | \$0 | Y | Y | 2006 |
| Naval Undersea Warfare Center Keyport | WA | 2002 | Y | \$0 | Y | Y | 2007 |
| Naval Security Group Activity Sugar Grove | WV | 2003 | Y | \$0 | Y | Y | 2008 |

Figure G-16

Marine Corps FY2006 Sikes Act Reporting³

| Installation Name | State | Year Most Recent INRMP Completed | Meets Requirements | \$ Spent in FY2006 to Implement INRMP | Coordinated with FWS & State | Current List of Projects | Next INRMP Due |
|---|-------|----------------------------------|--------------------|---------------------------------------|------------------------------|--------------------------|----------------|
| Y = Complete; N = Not Complete, but Required; N/A = Not Applicable | | | | | | | |
| Marine Corps | | | | | | | |
| MCAS Yuma BMG Range | AZ | N/A | Y | \$623,400 | Y | N | December 2006 |
| MCAGCC Twentynine Palms | CA | November 2001 | Y | \$450,119 | Y | Y | November 2006 |
| MCAS Miramar | CA | August 2005 | Y | \$277,259 | Y | Y | August 2010 |
| MCAS Camp Pendleton | CA | November 2001 | Y | \$69,796 | Y | Y | November 2006 |
| MCB Camp Pendleton | CA | November 2001 | Y | \$5,006,316 | Y | Y | November 2006 |
| MCLB Barstow | CA | November 2006 | Y | \$48,000 | Y | Y | November 2011 |
| Blount Island Command | FL | N/A | N | \$0 | N | Y | December 2006 |
| MCRC Jacksonville | FL | April 2005 | Y | \$0 | Y | Y | April 2010 |
| MCLB Albany | GA | March 2001 | Y | \$43,333 | Y | Y | December 2006 |
| Townsend Range | GA | November 2001 | Y | \$79,977 | Y | Y | November 2006 |
| MCB Hawaii | HI | November 2001 | Y | \$706,936 | Y | Y | November 2006 |
| MCAS Cherry Point | NC | November 2001 | Y | \$915,688 | Y | Y | November 2006 |
| MCB Camp Lejeune | NC | November 2001 | Y | \$2,609,489 | Y | Y | November 2006 |
| MCRC Syracuse | NY | June 2003 | Y | \$0 | Y | Y | June 2008 |
| MCAS Beaufort | SC | August 2006 | Y | \$539,222 | Y | Y | August 2011 |
| MCRD Parris Island | SC | September 2001 | Y | \$72,235 | Y | Y | June 2007 |
| MCB Quantico | VA | December 2001 | Y | \$755,600 | Y | Y | December 2006 |

³ MCRD San Diego no longer requires an INRMP and has been removed from this list.

Figure G-17
Air Force FY2006 Sikes Act Reporting⁴

| Installation Name | State | Year Most Recent INRMP Completed | Meets Requirements | \$ Spent in FY2006 to Implement INRMP | Coordinated with FWS & State | Current List of Projects | Next INRMP Due |
|---|-------|----------------------------------|--------------------|---------------------------------------|------------------------------|--------------------------|----------------|
| Y = Complete; N = Not Complete, but Required; N/A = Not Applicable | | | | | | | |
| Air Force | | | | | | | |
| 611 CES Interior Sites | AK | October 2000 | Y | \$0 | Y | Y | June 2007 |
| 611 CES N. Coastal Sites | AK | December 1999 | Y | \$0 | Y | Y | June 2007 |
| 611 CES North Warning LRRS Sites | AK | December 1999 | Y | \$30,000 | Y | Y | June 2007 |
| 611 CES S. Coastal Sites | AK | December 1999 | Y | \$0 | Y | Y | June 2007 |
| 611 CES North Warning SRRS Sites | AK | April 2004 | Y | \$45,000 | Y | Y | January 2008 |
| 611 CES Aleutian Inactive Sites | AK | May 2001 | Y | \$15,000 | Y | Y | January 2008 |
| 611 CES Inland Inactive Sites | AK | May 2001 | Y | \$15,000 | Y | Y | January 2008 |
| 611 CES Southwestern Inactive Sites | AK | April 2001 | Y | \$15,000 | Y | Y | January 2008 |
| 611 CES Western Inactive Sites | AK | March 2001 | Y | \$15,000 | Y | Y | January 2008 |
| Clear Air Force Station | AK | January 2002 | Y | \$95,000 | Y | Y | January 2007 |
| Eareckson Air Force Station (611 CES) | AK | December 1999 | Y | \$45,000 | Y | Y | June 2007 |
| Eielson Air Force Base | AK | June 2003 | Y | \$184,800 | Y | N | June 2008 |
| Elmendorf Air Force Base | AK | September 2001 | Y | \$136,500 | Y | Y | February 2007 |
| Galena Airport (611 CES) | AK | December 1999 | Y | \$0 | Y | Y | June 2007 |
| King Salmon Airport (611 CES) | AK | December 1999 | Y | \$0 | Y | Y | June 2007 |
| Maxwell Air Force Base | AL | November 2005 | Y | \$0 | Y | Y | November 2010 |
| Little Rock Air Force Base | AR | February 2002 | Y | \$99,000 | Y | Y | February 2007 |
| Davis-Monthan Air Force Base | AZ | November 2001 | Y | \$0 | Y | Y | December 2007 |
| Goldwater Air Force Range | AZ | December 2002 | Y | Included with Luke Air Force Base | Y | Y | December 2007 |
| Luke Air Force Base | AZ | November 2001 | Y | \$940,000 | Y | Y | June 2007 |
| Naval Space Surveillance Field Station Gila River | AZ | Underway | Y | \$0 | Y | Y | October 2007 |
| Beale Air Force Base | CA | March 2005 | Y | \$350,000 | Y | Y | March 2009 |
| Brownfield NSSFS | CA | N/A | Y | \$40,000 | Y | Y | October 2007 |

⁴ Installations no longer requiring INRMPs were removed from this report. These include Brooks Air Force Base, Rome Air Force Laboratory, Minot Air Force Base, and Bolling Air Force Base.

| Installation Name | State | Year Most Recent INRMP Completed | Meets Requirements | \$ Spent in FY2006 to Implement INRMP | Coordinated with FWS & State | Current List of Projects | Next INRMP Due |
|---|-------|----------------------------------|--------------------|---------------------------------------|------------------------------|--------------------------|----------------|
| Y = Complete; N = Not Complete, but Required; N/A = Not Applicable | | | | | | | |
| Air Force | | | | | | | |
| Edwards Air Force Base | CA | November 2002 | Y | \$2,561,000 | Y | Y | November 2007 |
| March Air Reserve Base | CA | September 2005 | Y | \$0 | Y | Y | October 2010 |
| Pillar Point Air Force Station | CA | November 2000 | Y | \$0 | Y | Y | June 2007 |
| Travis Air Force Base | CA | September 2003 | Y | \$45,000 | Y | Y | September 2008 |
| Vandenberg Air Force Base | CA | November 1997 | Y | \$1,711,600 | Y | Y | April 2007 |
| Buckley Air Force Base | CO | November 2005 | Y | \$167,500 | Y | Y | November 2007 |
| Cheyenne Mountain Air Force Station | CO | March 2002 | Y | \$33,000 | Y | Y | September 2007 |
| Peterson Air Force Base | CO | November 2001 | Y | \$300,000 | Y | Y | November 2007 |
| Shriever Air Force Base | CO | February 2004 | Y | \$50,000 | Y | Y | February 2007 |
| U.S. Air Force Academy | CO | September 2003 | Y | \$1,151,490 | Y | Y | September 2008 |
| Dover Air Force Base | DE | November 2001 | Y | \$0 | N | N | November 2006 |
| Avon Park Air Force Range | FL | January 2001 | Y | \$950,000 | Y | Y | September 2007 |
| Cape Canaveral Air Force Station | FL | November 2001 | Y | \$1,335,000 | Y | Y | November 2005 |
| Eglin Air Force Base | FL | April 2002 | Y | \$4,239,470 | Y | Y | April 2007 |
| Homestead Air Reserve Base | FL | October 2004 | Y | \$0 | Y | Y | October 2009 |
| Hurlbert Field | FL | October 2001 | Y | \$0 | Y | Y | March 2007 |
| MacDill Air Force Base | FL | February 2006 | Y | \$0 | Y | Y | February 2010 |
| Patrick Air Force Base | FL | November 2001 | Y | \$239,700 | Y | Y | November 2007 |
| Tyndall Air Force Base | FL | May 2001 | Y | \$61,000 | Y | Y | June 2007 |
| Dobbins Air Reserve Base | GA | February 2001 | Y | \$125,000 | Y | Y | February 2007 |
| Moody Air Force Base and Grand Bay Air Force Range | GA | September 2001 | Y | \$70,000 | Y | Y | October 2007 |
| Robins Air Force Base | GA | September 2001 | Y | \$85,000 | Y | Y | September 2007 |
| Andersen Air Force Base | GU | February 2002 | Y | \$200,000 | Y | Y | February 2007 |
| Hickam Air Force Base | HI | July 2002 | Y | \$154,000 | Y | Y | July 2007 |
| Mountain Home Air Force Base and Saylor Creek Air Force Range | ID | January 2004 | Y | \$175,000 | Y | Y | January 2009 |
| Scott Air Force Base | IL | March 2006 | Y | \$0 | Y | Y | March 2011 |

| Installation Name | State | Year Most Recent INRMP Completed | Meets Requirements | \$ Spent in FY2006 to Implement INRMP | Coordinated with FWS & State | Current List of Projects | Next INRMP Due |
|---|-------|----------------------------------|--------------------|--|------------------------------|--------------------------|----------------|
| Y = Complete; N = Not Complete, but Required; N/A = Not Applicable | | | | | | | |
| Air Force | | | | | | | |
| McConnell Air Force Base | KS | July 2005 | Y | \$76,020 | Y | Y | July 2010 |
| Smoky Hill Air Ground Gunnery Range | KS | November 2001 | Y | \$0 | Y | Y | November 2006 |
| Barksdale Air Force Base | LA | January 2003 | Y | \$120,000 | Y | Y | January 2008 |
| Cape Cod Air Force Station | MA | February 2006 | Y | \$34,500 | Y | Y | February 2011 |
| Hanscom Air Force Base | MA | November 2001 | Y | \$0 | Y | N | November 2007 |
| Otis Air National Guard Base | MA | November 2001 | Y | \$0 | Y | Y | April 2007 |
| Westover Air Reserve Base | MA | September 2005 | Y | \$0 | Y | Y | October 2010 |
| Andrews Air Force Base | MD | November 2004 | Y | \$112,000 | Y | Y | November 2009 |
| Selfridge Air National Guard Base | MI | November 2001 | Y | \$200,000 | Y | Y | April 2007 |
| Whiteman Air Force Base | MO | March 2003 | Y | \$0 | Y | Y | March 2008 |
| Columbus Air Force Base | MS | November 2006 | Y | \$86,500 | Y | Y | November 2011 |
| Keesler Air Force Base | MS | November 2001 | Y | \$5,000 | Y | Y | February 2007 |
| Malmstrom Air Force Base | MT | January 2002 | Y | \$52,600 | Y | Y | June 2007 |
| Dare County Air Force Range | NC | September 2001 | Y | Included with Seymour Johnson Air Force Base | Y | Y | October 2007 |
| Pope Air Force Base | NC | May 2006 | Y | \$79,000 | Y | Y | May 2011 |
| Seymour Johnson Air Force Base | NC | September 2001 | Y | \$310,000 | Y | Y | October 2007 |
| Grand Forks Air Force Base | ND | November 2004 | Y | \$248,060 | Y | Y | November 2009 |
| Offutt Air Force Base | NE | May 2006 | Y | \$0 | Y | Y | May 2011 |
| New Boston Air Force Station | NH | January 2000 | Y | \$325,000 | Y | Y | January 2007 |
| McGuire Air Force Base | NJ | June 2002 | Y | \$45,000 | Y | Y | June 2007 |
| Warren Grove Air Ground Gunnery Range | NJ | November 2001 | Y | \$159,000 | Y | Y | November 2006 |
| Cannon Air Force Base | NM | January 2004 | Y | \$0 | Y | Y | October 2009 |
| Holloman Air Force Base | NM | January 2001 | Y | \$1,050,000 | Y | Y | December 2007 |
| Kirtland Air Force Base | NM | September 2001 | Y | \$750,000 | Y | Y | September 2006 |

| Installation Name | State | Year Most Recent INRMP Completed | Meets Requirements | \$ Spent in FY2006 to Implement INRMP | Coordinated with FWS & State | Current List of Projects | Next INRMP Due |
|---|-------|----------------------------------|--------------------|---------------------------------------|------------------------------|--------------------------|----------------|
| Y = Complete; N = Not Complete, but Required; N/A = Not Applicable | | | | | | | |
| Air Force | | | | | | | |
| Naval Space Surveillance Field Station Elephant Butte | NM | Underway | Y | \$0 | Y | Y | October 2007 |
| Nellis Air Force Base | NV | January 1999 | Y | \$1,125,000 | Y | Y | June 2007 |
| Wright-Patterson Air Force Base | OH | October 2001 | Y | \$146,000 | Y | Y | October 2007 |
| Altus Air Force Base | OK | February 2002 | Y | \$4,000 | Y | Y | February 2007 |
| Tinker Air Force Base | OK | November 2001 | Y | \$406,000 | Y | Y | November 2007 |
| Vance Air Force Base | OK | February 2002 | Y | \$0 | Y | Y | February 2007 |
| Charleston Air Force Base | SC | May 2003 | Y | \$0 | Y | Y | May 2008 |
| McEntire Air National Guard Station | SC | August 2006 | Y | \$0 | Y | Y | August 2011 |
| Shaw Air Force Base and Poinsette Air Force Range | SC | August 2001 | Y | \$311,000 | Y | Y | September 2008 |
| Ellsworth Air Force Base | SD | December 2005 | Y | \$30,000 | Y | Y | December 2010 |
| Arnold Air Force Base | TN | September 2002 | Y | \$1,987,000 | Y | Y | September 2007 |
| Dyess Air Force Base | TX | November 2001 | Y | \$35,000 | Y | Y | June 2007 |
| Goodfellow Air Force Base | TX | November 2001 | Y | \$0 | Y | Y | June 2007 |
| Lackland Air Force Base | TX | September 1997 | Y | \$0 | Y | Y | February 2007 |
| Laughlin Air Force Base | TX | November 2001 | Y | \$0 | Y | Y | June 2007 |
| Randolph Air Force Base | TX | June 2005 | Y | \$4,000 | Y | Y | November 2010 |
| Sheppard Air Force Base | TX | September 2005 | Y | \$47,000 | Y | Y | November 2010 |
| Hill Air Force Base and Utah Test and Training Range | UT | November 2001 | Y | \$264,000 | Y | Y | November 2007 |
| Langley Air Force Base | VA | September 2001 | Y | \$25,000 | Y | Y | June 2007 |
| Wake Island Atoll | | September 2004 | Y | Included with Hickam Air Force Base | Y | Y | September 2009 |
| Fairchild Air Force Base | WA | May 2005 | Y | \$69,800 | Y | Y | May 2010 |
| McChord Air Force Base | WA | June 2003 | Y | \$0 | Y | Y | June 2008 |
| Volk Field and Harwood Weapons Range | WI | November 2001 | Y | \$150,000 | Y | Y | April 2007 |
| F.E. Warren Air Force Base | WY | December 2001 | Y | \$219,000 | Y | Y | December 2006 |

Figure G-18

DLA FY2006 Sikes Act Reporting

| Installation Name | State | Year Most Recent INRMP Completed | Meets Requirements | \$ Spent in FY2006 to Implement INRMP | Coordinated with FWS & State | Current List of Projects | Next INRMP Due |
|---|-------|----------------------------------|--------------------|---------------------------------------|------------------------------|--------------------------|----------------|
| Y = Complete; N = Not Complete, but Required; N/A = Not Applicable | | | | | | | |
| DLA | | | | | | | |
| Defense Fuel Support Point, San Pedro | CA | August 2002 | Y | \$220,000 | Y | Y | September 2007 |
| Defense Fuel Support Point, Susquehanna | PA | December 2006 | Y | \$0 | Y | Y | December 2011 |