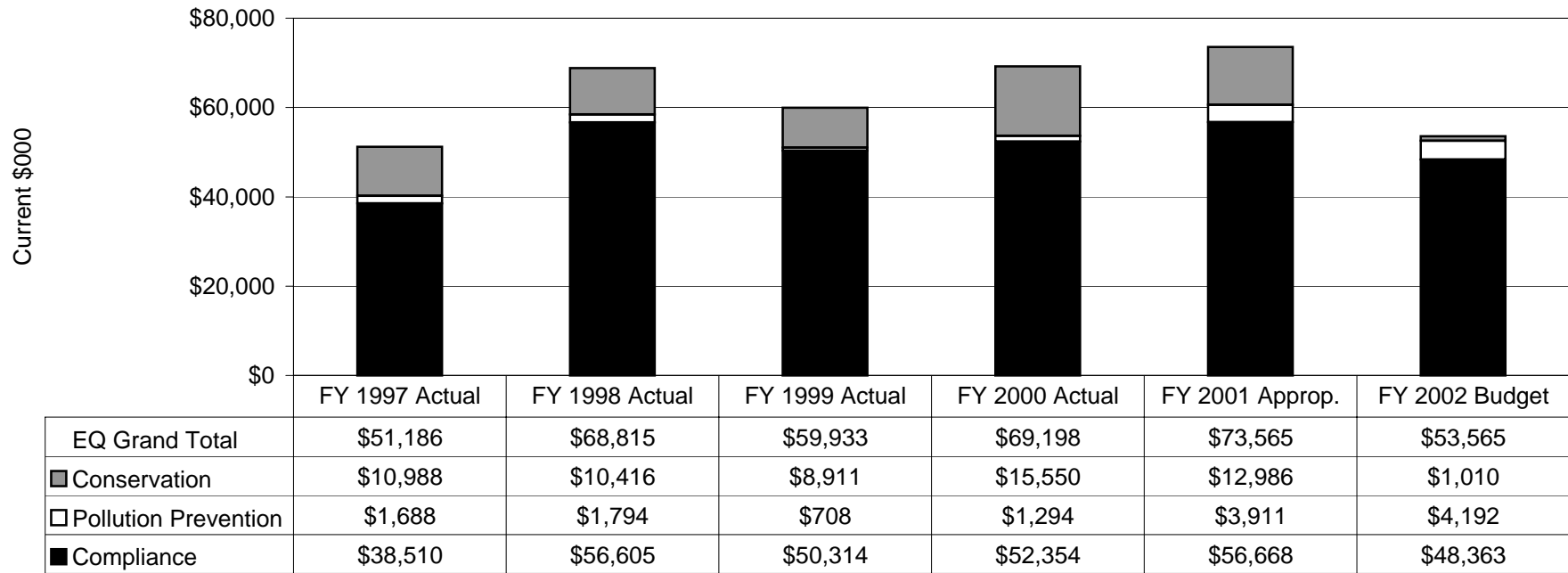


APPENDIX G
OTHER DEFENSE-WIDE PROGRAM
BUDGET SUMMARY

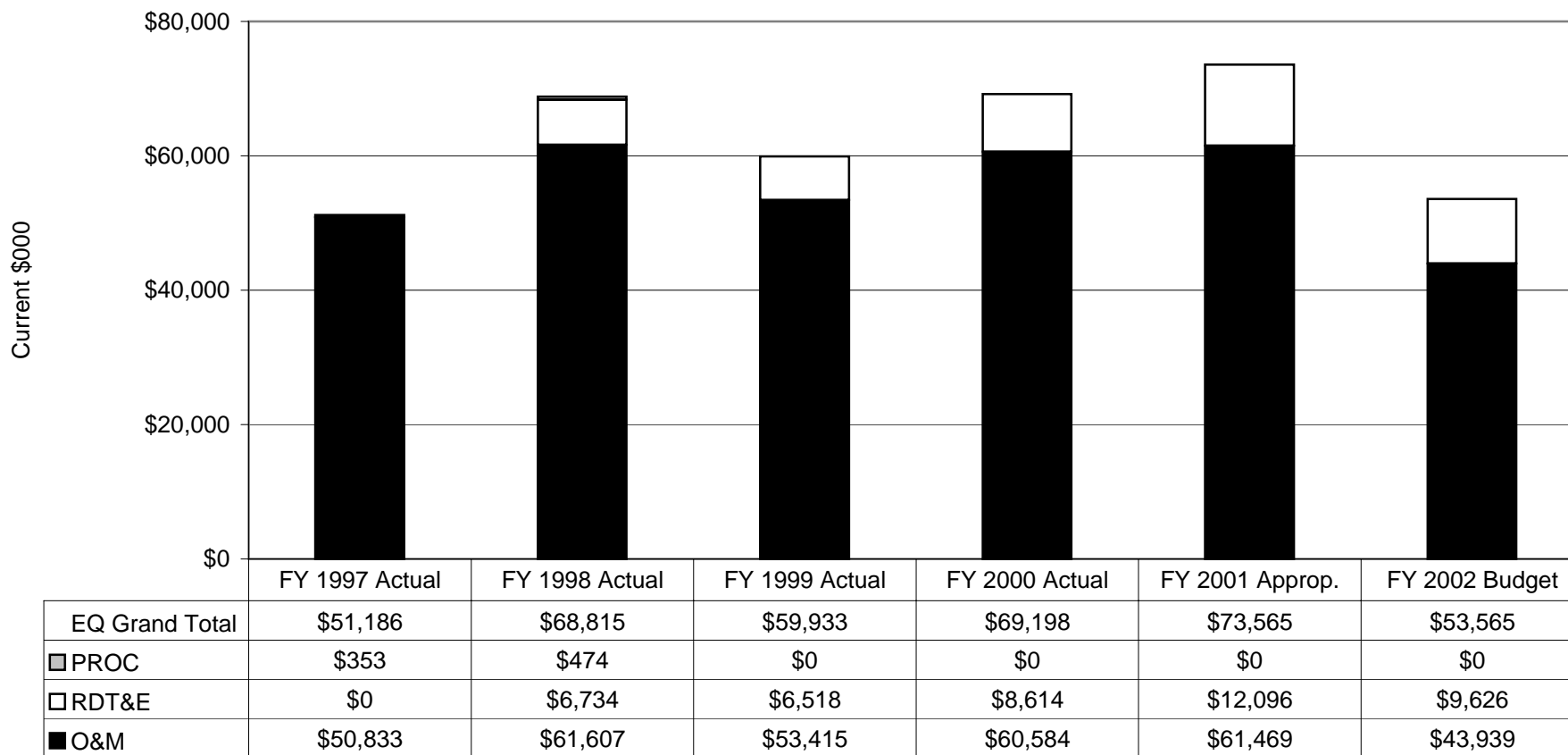
| | |
|--|-------------|
| Figure 1 - Other Defense-Wide Programs Budget Summary EQ Budget by Area | G-2 |
| Figure 2 - Other Defense-Wide Programs Budget Summary EQ Budget by Appropriation | G-3 |
| Figure 3 - Other Defense-Wide Programs Budget Summary EQ Recurring Costs | G-4 |
| Figure 4 - Other Defense-Wide Programs Budget Summary Compliance Recurring | G-5 |
| Figure 5 - Other Defense-Wide Programs Budget Summary Compliance Nonrecurring | G-6 |
| Figure 6 - Other Defense-Wide Programs Budget Summary Pollution Prevention Nonrecurring | G-7 |
| Figure 7 - Other Defense-Wide Programs Budget Summary P2 vs. Compliance | G-8 |
| Figure 8 - Other Defense-Wide Programs Budget Summary Natural Resources vs. Historical/Cultural Resources | G-9 |
| Figure 9 - Other Defense-Wide Programs Budget Summary Natural Resource Investment by Category | G-10 |
| Figure 10 - Other Defense-Wide Programs Budget Summary EQ Overseas Budget | G-11 |

Figure 1
Other Defense-Wide Programs Budget Summary
EQ Budget by Area



EQ Budget by Pillar: The program has been relatively stable from FY 1997, although BMDO began submitting EQ budget data in FY 1998. The decrease in the Compliance Program funding from FY 2001 to FY 2002 budget request is the result of the Native American Lands Environmental Mitigation Program (NALEMP) funding (\$10 million) not being included in the President's Budget Request. The FY 2001 amount includes \$10 million for that program. The fluctuations in the Conservation Program are also due to the effect of Congressional additions in the Legacy Resource Management Program. The FY 2002 program includes about \$300,000 – compared to about \$12 million included in the FY 2001 program. Prior year transfers from the Legacy Resource Management Program are the cause of uneven Conservation Program amounts from FY 1996 to FY 1997, and from FY 1998 to FY 1999 to FY 2000.

Figure 2
Other Defense-Wide Programs Budget Summary
EQ Budget by Appropriation



EQ Budget by Appropriation: The RDT&E appropriation appears in FY 1998 due to the Ballistic Missile Defense Organization (BMDO) budgeting for EQ programs for the first time.

Figure 3
Other Defense-Wide Programs Budget Summary
EQ Recurring Costs

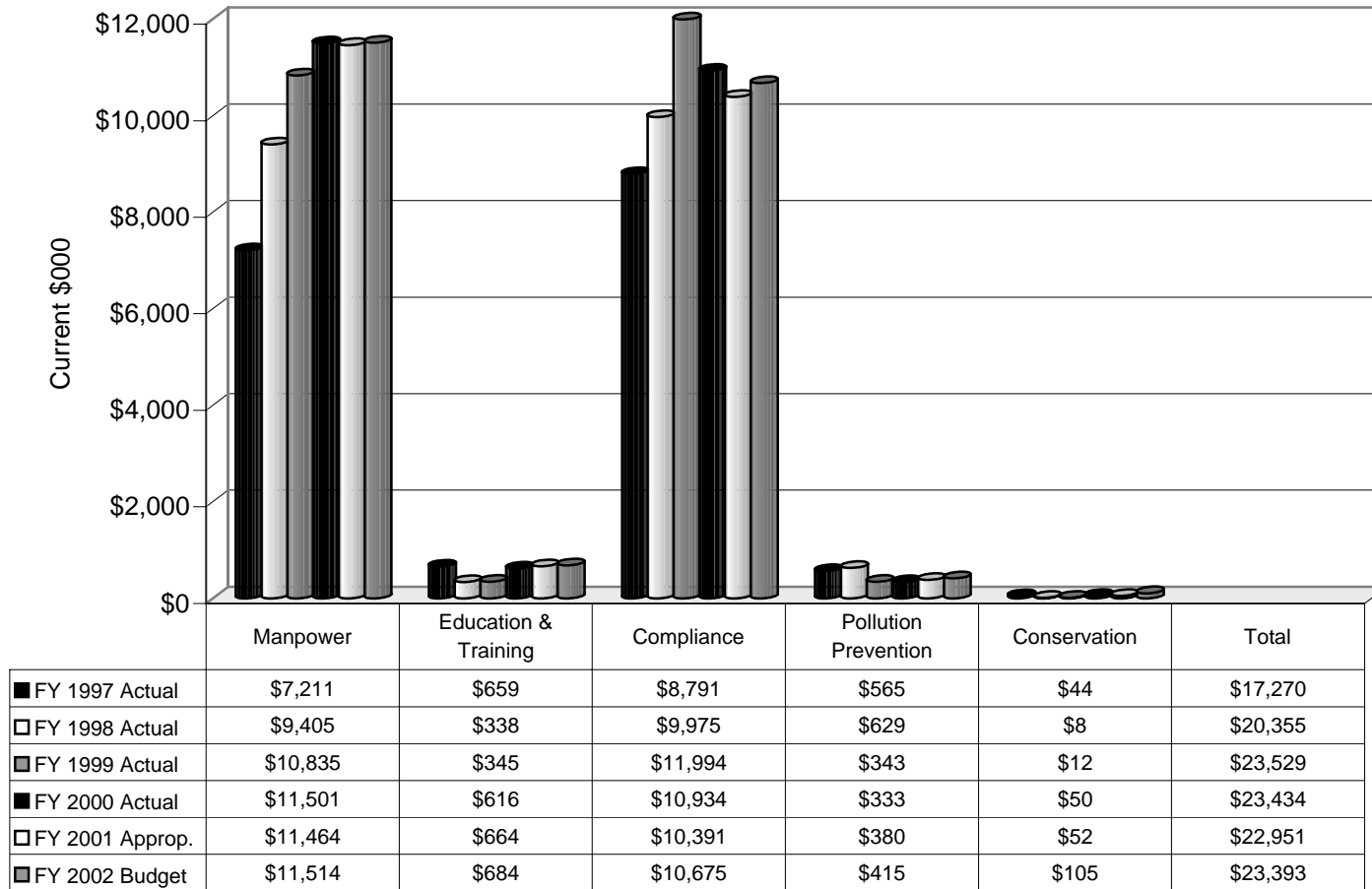


Figure 4
Other Defense-Wide Programs Budget Summary
Compliance Recurring

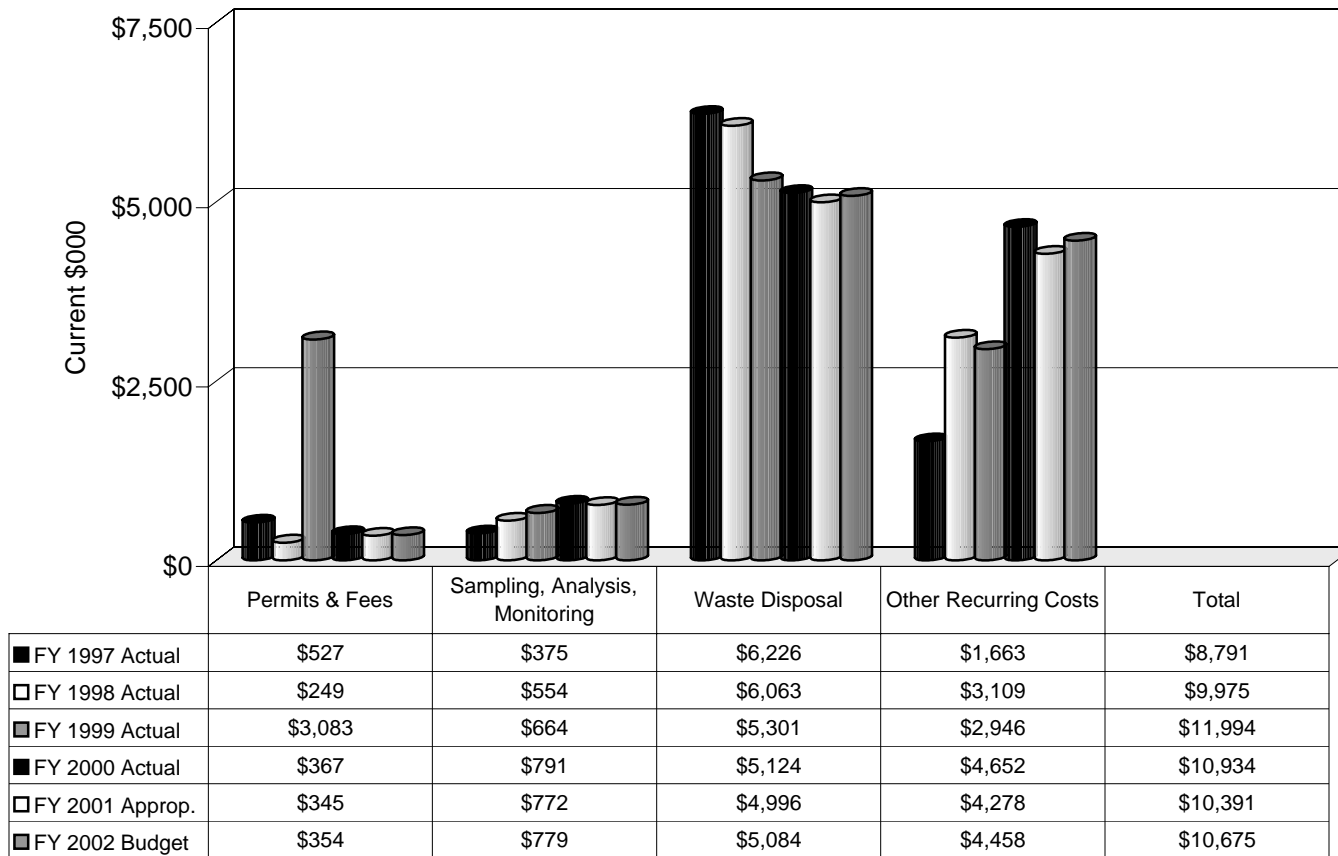
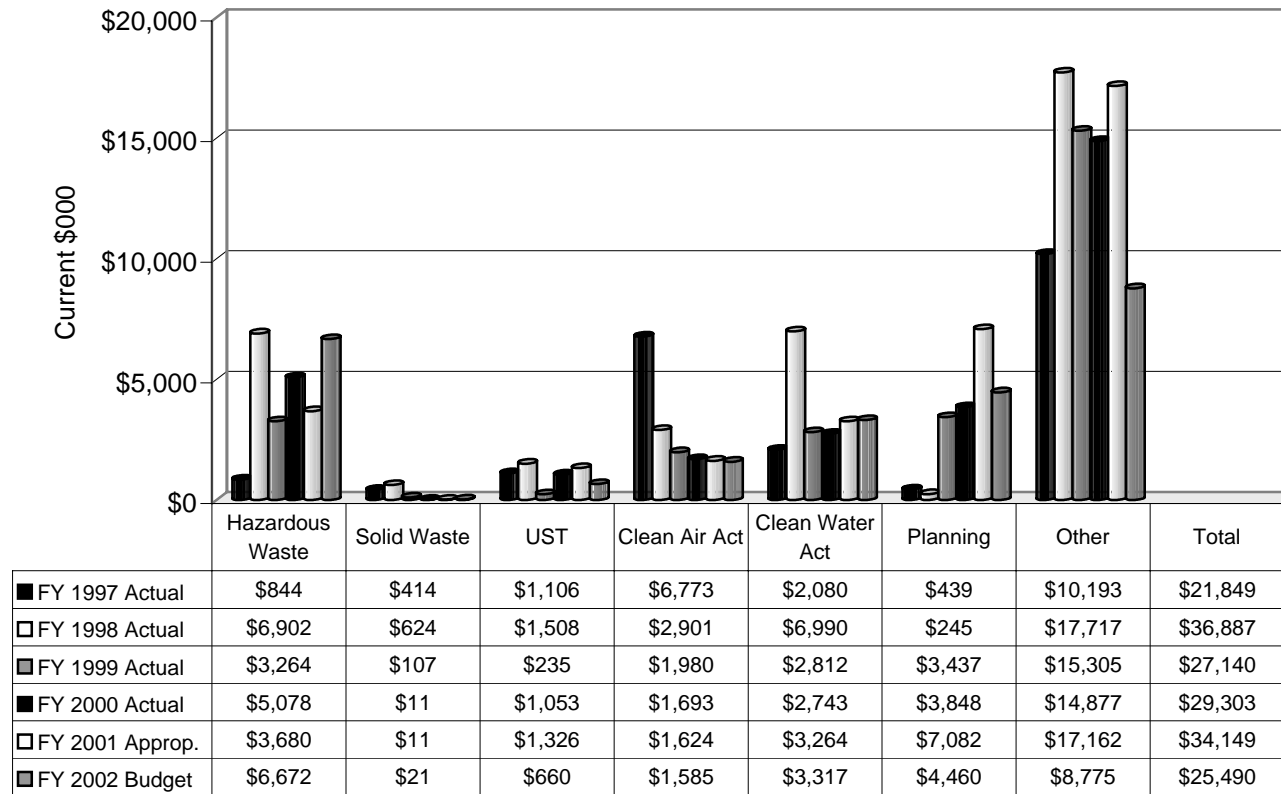
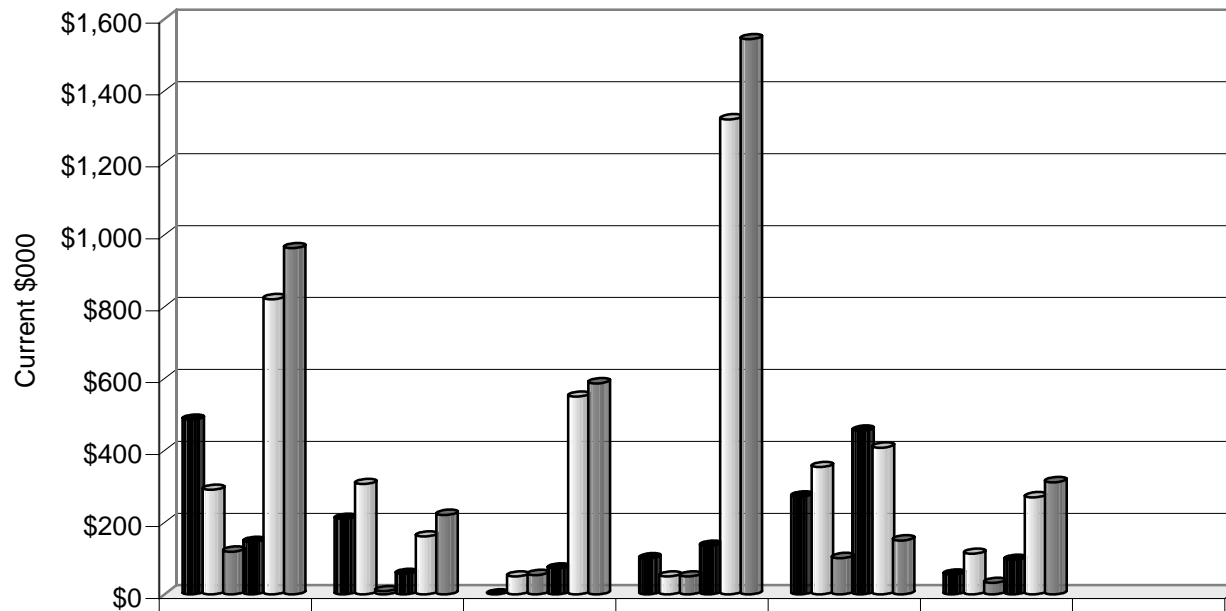


Figure 5
Other Defense-Wide Programs Budget Summary
Compliance Nonrecurring



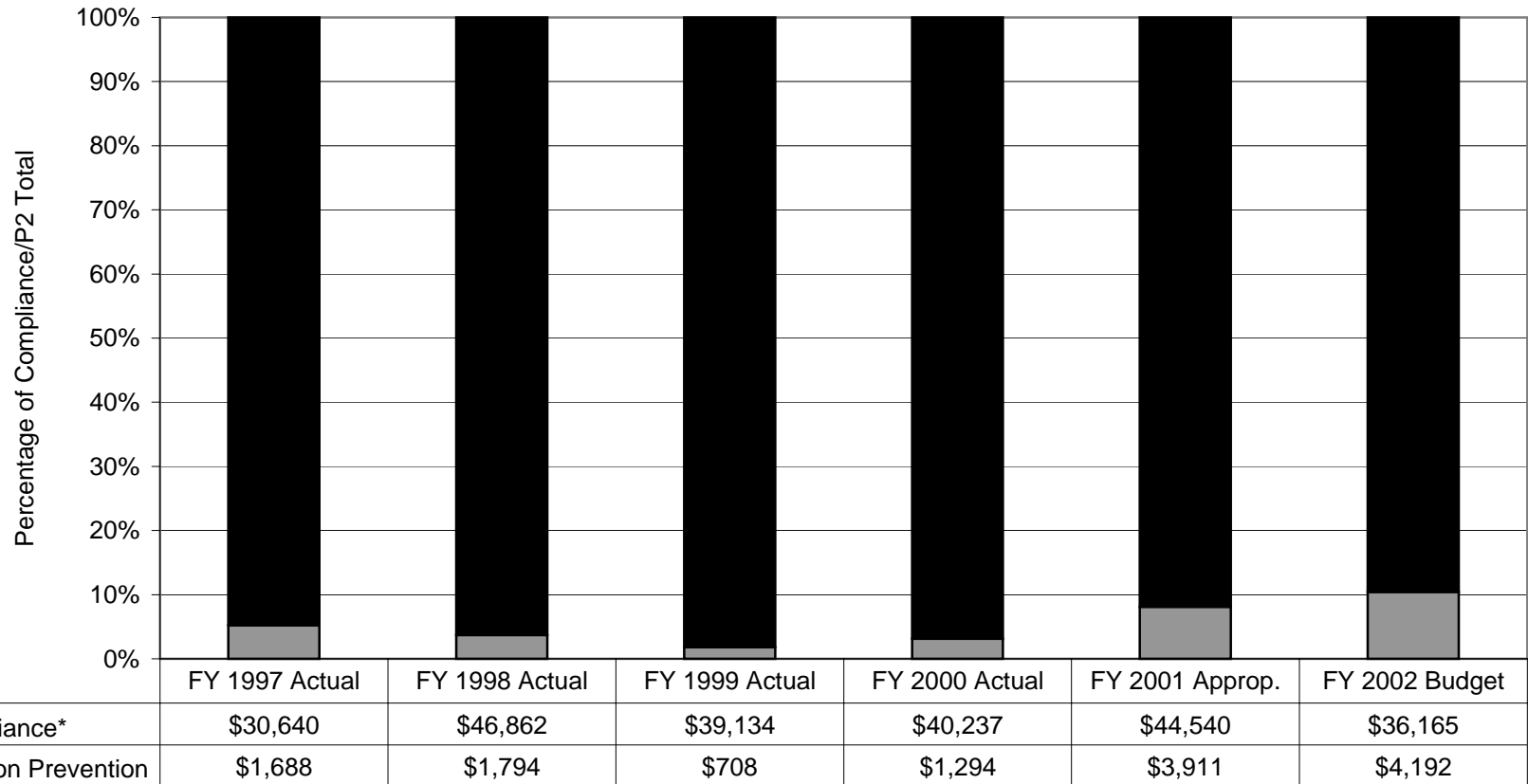
Compliance Nonrecurring: The Compliance nonrecurring funding amounts have been affected by the creation of “additional” programs. As mentioned above, BMDO is included beginning in FY 1998, as is the Arctic Military Environmental Cooperation effort. The increase in the FY 1998 Hazardous Waste funding was due to an increase in the DoD Dependent Education Activity funding. The change in the “Other” funding amounts from FY 2001 to FY 2002 reflects the decrease in funding for NALEMP.

Figure 6
Other Defense-Wide Programs Budget Summary
Pollution Prevention Nonrecurring



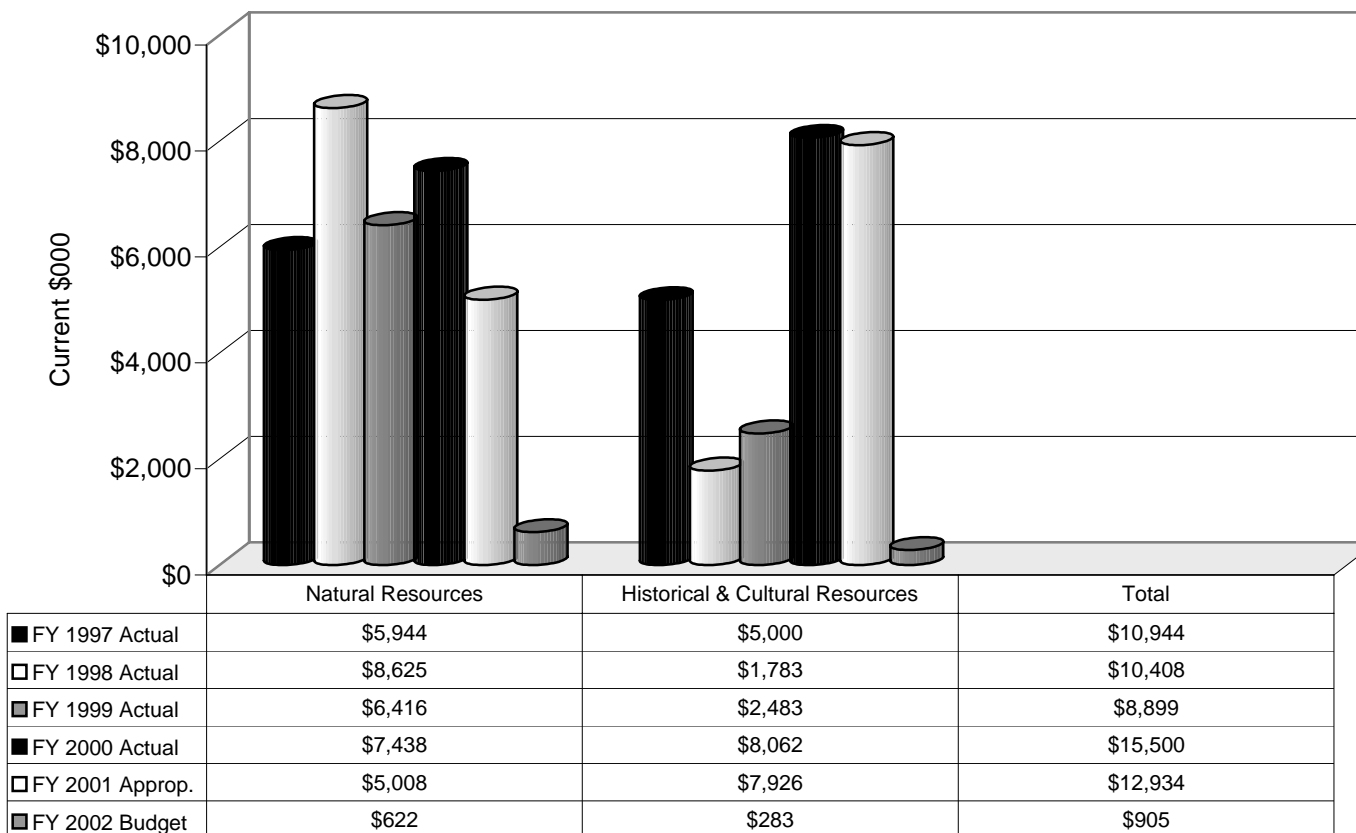
| | Hazardous Waste | Solid Waste | Clean Air Act | Clean Water Act | HAZMAT Reduction | Other | Total |
|-------------------|-----------------|-------------|---------------|-----------------|------------------|-------|---------|
| ■ FY 1997 Actual | \$486 | \$210 | \$0 | \$100 | \$272 | \$55 | \$1,123 |
| □ FY 1998 Actual | \$291 | \$307 | \$50 | \$50 | \$354 | \$113 | \$1,165 |
| ■ FY 1999 Actual | \$119 | \$9 | \$54 | \$50 | \$101 | \$32 | \$365 |
| ■ FY 2000 Actual | \$146 | \$57 | \$72 | \$135 | \$455 | \$96 | \$961 |
| □ FY 2001 Approp. | \$821 | \$161 | \$550 | \$1,321 | \$408 | \$270 | \$3,531 |
| ■ FY 2002 Budget | \$963 | \$221 | \$587 | \$1,544 | \$150 | \$312 | \$3,777 |

Figure 7
Other Defense-Wide Programs Budget Summary
P2 vs. Compliance



* Compliance totals do not include Manpower and Education & Training.

Figure 8
Other Defense-Wide Programs Budget Summary
Natural Resources vs. Historical/Cultural Resources



Natural Resources/Historical Resources: The funding for Legacy programs drives the annual differences in these areas.

Figure 9
Other Defense-Wide Programs Budget Summary
Natural Resource Investment by Category

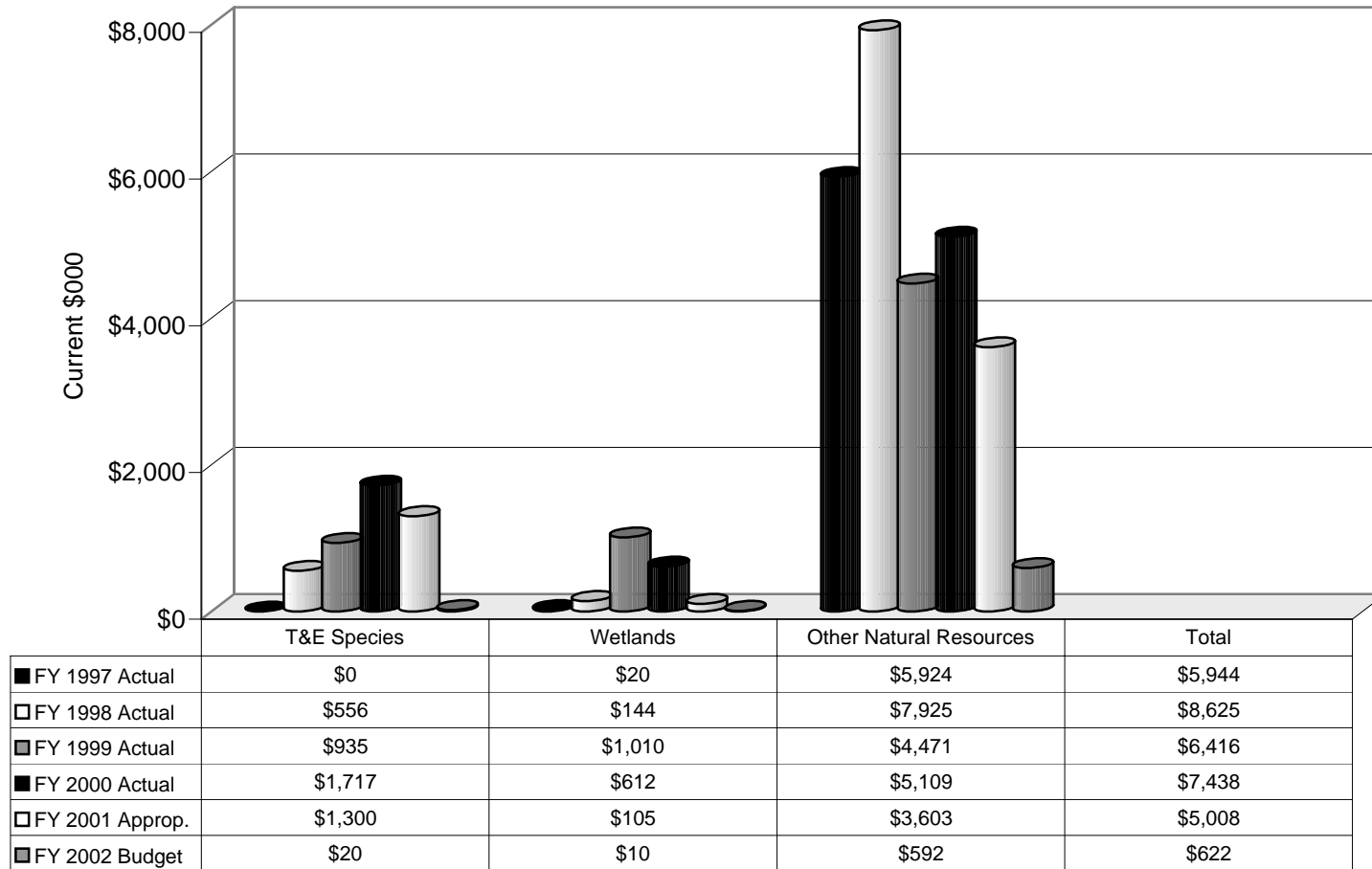


Figure 10
Other Defense-Wide Programs Budget Summary
EQ Overseas Budget

